



FY 2024 Operating & Capital Budget

July 1, 2023 - June 30, 2024
Alexandria, VA

Adopted - June 20, 2023

THIS PAGE LEFT INTENTIONALLY BLANK.

Table of Contents

Chief Executive Officer’s Message	2
Section 1 Understanding the Budget.....	3
Section 2 AlexRenew’s 2040 Vision.....	4
Section 3 Budget Timeline.....	5
Section 4 Consolidated Enterprise Budget Statement	6
Section 5 Determining Rates, Charges and Revenues.....	9
Section 6 Revenue Fund Statement	11
Section 7 Fairfax County Contributions.....	12
Section 8 Operating Fund Statement	13
Section 9 Personnel	14
Section 10 Parity Debt Service Fund Statement	17
Section 11 IRR Fund Statement - Joint Use Facilities Account	18
Section 12 IRR Fund Statement - General Account	19
Section 13 General Fund Statement	20
Section 14 Capital Improvement Program.....	21
Section 15 Indenture and Financial Policy Compliance.....	81
Appendix A – Financial Policies	83

THIS PAGE LEFT INTENTIONALLY BLANK.

**Alexandria Renew Enterprises
Board of Directors**

John B. Hill, Chair
James Beall, Vice Chair
William Dickinson, Secretary-Treasurer
Adriana Caldarelli, Member
Mark Jinks, Member

Fairfax County Representative to the Board

Shahram Mohsenin, P.E.

Executive and Financial Staff

Justin Carl, P. E., Chief Executive Officer
Wendy Callahan, Chief Human Resources Officer
Allison Deines, Chief Water Quality Officer
Caitlin Feehan, Chief Administrative Officer
Felicia Glapion, Chief Engineering Officer
Dave Roberts, Chief Information Technology Officer
Lake Akinkugbe, Director of Finance

Chief Executive Officer's Message

To the AlexRenew Board of Directors and our Customers:

As Alexandria's resilient provider of healthy waterways, Alexandria Renew Enterprises (AlexRenew) plays an important role in ensuring that our community remains a thriving location for people to live, work, learn, and visit. Each year, AlexRenew fulfills its mission by investing in wastewater infrastructure, supporting local businesses, creating jobs, and improving public health.

The adopted budget and rate structure for AlexRenew's Fiscal Year 2024 (FY2024) will minimize increases to customers while maintaining operations and supporting the construction of the largest infrastructure project in the history of the city. The operating budget is projected to be \$33.0 million, representing an 8.5 percent year-over-year increase. This increase accounts for inflationary conditions that affect AlexRenew's ability to procure energy, chemicals, supplies, and necessary services. The adjustments will also allow the organization to invest in employees and comply with ongoing regulatory requirements.

The adopted capital budget for FY2024 totals \$212.5 million. This budget represents a 20.8 percent increase over FY2023 and reflects the peak spending associated with the RiverRenew program. Since the inception of RiverRenew, AlexRenew has received (or is in the process of securing) grants from the Commonwealth of Virginia totaling \$140 million. The grants are helping to reduce AlexRenew's debt capacity associated with the program, which assists in offsetting rate increases to customers.

At AlexRenew, we are committed to improving our local waterways and making our community a cleaner, healthier place for all. We appreciate your continued partnership and thank you for your support of our mission.

A handwritten signature in blue ink, appearing to read "Justin Carl".

Justin Carl, P. E.

AlexRenew General Manager and Chief Executive Officer

Section 1 Understanding the Budget

AlexRenew's budget is a financial instrument, crafted within a financial, legal, policy, regulatory, and capital investment framework to ensure financial sustainability, support public health, and provide a clean, healthy water environment for the community. The budget is developed in a manner that ensures AlexRenew has the financial resources to efficiently construct, operate, and maintain a water resource recovery facility, intercepting system, and pump stations that comply with state and federal law.

Current expenses and capital outlays are estimates based on experience and judgment related to cost trends in labor, materials, and services required to operate and maintain AlexRenew's facilities. AlexRenew has no discretion with respect to the level of service it must provide to meet its regulatory requirements, and no discretionary programs within its assigned scope of activity. The primary purpose of the budget is to ensure AlexRenew maintains its mandated level of service, satisfies the requirements of the Master Indenture of Trust (Indenture), and achieves the objectives of AlexRenew's Financial Policies.

AlexRenew has only two major sources of revenue to fund all expenditures: wastewater treatment charges paid by City of Alexandria customers, and the reimbursement of a portion of expenses paid by Fairfax County. Fairfax County makes payments to AlexRenew under an amended and restated Service Agreement dated October 1, 1998 (Fairfax County Service Agreement). In accordance with the Fairfax County Agreement, Fairfax County pays a percentage of operations and maintenance expenses based upon sewer flow volume. Fairfax County also contributes to the Improvement, Renewal, and Replacement Fund (IRR) and Capital Improvement Program (CIP), at predetermined levels, to allow for the upgrade and replacement of capital assets as they depreciate, and the acquisition of new assets associated with regulatory compliance.

1.1 How is AlexRenew's Budget Organized?

AlexRenew builds its budget from documents that provide legal or internal policy direction. These documents include the Indenture and related financing documents; the Fairfax County Service Agreement; a service agreement with the City of Alexandria; a service agreement between AlexRenew and Arlington County (Arlington County Service Agreement); and Financial Policies adopted by the AlexRenew Board of Directors.

The Indenture is a legal agreement that mandates how AlexRenew will collect and use its revenues for operations, maintenance, and capital expenses. The Indenture requires that wastewater treatment charges collected from City of Alexandria sewer system customers be deposited in a Revenue Fund. The Indenture is also requires operating expense payments that are made by Fairfax County to AlexRenew, for its reserved capacity in the sewer system, also be deposited in the Revenue Fund. The amount due to AlexRenew from Fairfax County is established in the Fairfax County Service Agreement.

The Fairfax County Service Agreement further directs the amount and timing for monies to be paid by the County to AlexRenew for improvements and repairs to the sewer system infrastructure and investments in major capital projects.

The Arlington County Service Agreement is similar to the Fairfax County Service Agreement. This legal document establishes the amount and timing for monies paid by AlexRenew to Arlington County for agreed upon capacity in the Arlington County sewer system that treats wastewater flows from the northwestern quadrant of the city.

AlexRenew's budget is also structured to comply with the Financial Policies adopted by the Board of Directors to maintain a combined 120 days of reserves in the Operating Fund and General Reserve sub-Fund, to ensure that revenues available to pay debt service are at least equal to 1.50 times the amount of debt service due in any fiscal year, and to fund at least 15% of the CIP from cash and reserves (PAYGO).

1.2 What is AlexRenew's Strategic Plan?

The AlexRenew Strategic Plan cascades from the AlexRenew 2040 Vision, shown on the following page. The 2040 Vision was originally developed in 2012 by AlexRenew's citizen-led Board and was most recently updated in 2018.

Section 2 AlexRenew’s 2040 Vision

AlexRenew’s 2040 Vision is to effectively partner with all watershed stakeholders to:

Enable local citizens the opportunity to embrace the best use of water resources and establish a personal connection with local waterways.	Create a healthy environment and improve quality of life through the exceptional reclamation of used water resources.
Sustainably manage water as a single resource through the entire water cycle.	Maximize use of multiple financial options to continue fiscal stability .

In support of AlexRenew’s 2040 Vision, the following strategic outcomes set organizational objective and budget.



Operational Excellence: Continually enhance water resource and recovery procedures to provide exceptional quality products.



Public Engagement and Trust: Engage our community to help them become informed consumers and supporters of clean water.



Watershed Stewardship: Facilitate collaboration to collectively manage and improve water resources.



Adaptive Culture: Establish an organization-wide commitment to exceptional outcomes through an enthusiasm for learning, adapting, and solving problems to achieve clean water.



Effective Financial Stewardship: Manage our financial resources to create an efficient and resilient organization that contributes to the health of the local economy.

Section 3 Budget Timeline

AlexRenew utilizes a fiscal year cycle ending June 30. The FY 2024 budget will encompass the 12-month period from July 1, 2023 – June 30, 2024. AlexRenew typically develops the budget during the prior fiscal year before it undergoes review by the Board of Directors and the public. The FY2024 budget cycle also includes the adoption of new rates and charges for FY2024 and FY2025.

Table 3.1. Schedule for FY2024 budget and rate adjustment

Item	Feb	Mar	Apr	May	Jun	Jul
Board Meeting	Feb 21. Rate History and Principles Presentation	Mar 21. FY2024 Preliminary Budget and Rate Proposal	Apr 18. Adopt Draft Budget and Approve Resolution for Public Hearing		Jun 20. Approve FY2024 Budget and Rate Proposal	
Finance & Audit Committee		Mar 27. Review Preliminary Budget and Rate Proposal				
Public Notice			Apr 20 or 27. Alexandria Gazette	May 4. Alexandria Gazette (if 1 st posting Apr 27)		
Draft Budget and Rate Hearing				Sat., May 20 9am – 12pm		
Rate Adjustment						Jul 1. Implement Rate Adjustment

Section 4 Consolidated Enterprise Budget Statement

AlexRenew begins its annual budget presentation by preparing a Consolidated Enterprise Budget Statement (Statement) that combines all the estimated sources and uses of funds for the upcoming fiscal year. This statement is organized in accordance with the terms mandated in Article VII of the Indenture. The primary purpose for this Statement is to demonstrate that the overall FY2024 operating and capital budgets are in “structural” balance – which means all of the revenues and expenses are consistent with the historical financial performance, all balances that remain in the prescribed funds and accounts meet stated requirements, and if total revenues exceed total expenses, any potential excess funds are deposited in the General Fund to serve as reserves.

The chart below serves as a glossary that can be used to better understand the purpose, order of priority, and funding method for each of the Funds and Accounts established in the Indenture.

Table 4.1. Flow of Funds in the Master Indenture of Trust

Master Indenture of Trust – Flow of Funds	
Revenue Fund	Revenues ¹ are initially deposited to the Revenue Fund and then transferred to other funds in the following order of priority.
Operating Fund	Revenues are then deposited to the Operating Fund to pay operating expenses. At the end of each month, AlexRenew must ensure that 1/6 th (or 60 days) of annual budgeted operating expenses are deposited into the Operating Fund.
Bond Fund	Revenues are then deposited to the Bond Fund in order to pay debt service payments.
Debt Service Reserve Fund	Any required transfers to the debt service reserve account must be made.
Joint IRR ² Fund	Revenues then deposited to the Joint IRR Fund to meet required Joint IRR transfers per Fairfax Agreement
General IRR ² Fund	Revenues then deposited to the General IRR Fund to meet required Alex-only specific IRR needs
General Fund	Any remaining revenues deposited within the General Fund

¹Revenues means all revenues, receipts, and other income derived or received by AlexRenew from owning and operating its system. This primarily includes AlexRenew Wastewater Treatment Charges and Fairfax County operating expense charges.

²Improvement, Renewal, and Replacement

The schedule below (Table 4.2) summarizes the funding sources and budgeted expenses associated with AlexRenew’s FY2024 budget, which totals \$262.8 million, a 18.7% increase compared to the prior year.

Table 4.2. Condensed Summary of Funding Sources and Budgeted Expenses

Funding Sources and Budgeted Expenses	Adopted FY2023	Adopted FY2024	ANNUAL VAR %
OPERATING REVENUES			
AlexRenew Wastewater Treatment Charges	\$ 50,922,485	\$ 53,672,299	5.4%
Fairfax County Operating Expense Charge	11,694,706	12,796,021	9.4%
	\$ 62,617,191	\$ 66,468,320	6.2%
IR&R AND CAPITAL CONTRIBUTIONS			
Fairfax County IRR Contribution	\$ 3,477,819	\$ 3,723,671	7.1%
Fairfax County Capital Contribution	30,699,887	32,696,130	6.5%
	\$ 34,177,706	\$ 36,419,800	6.6%
DEBT PROCEEDS AND OTHER SOURCES			
Parity Debt Proceeds	\$ 118,814,132	\$ 153,652,896	29.3%
Interest Income	115,000	115,000	0.0%
Use of Fund Balances	5,695,285	6,155,291	8.1%
	\$ 124,624,417	\$ 159,923,187	28.3%
TOTAL FUNDING SOURCES	\$ 221,419,313	\$ 262,811,307	18.7%
OPERATING AND MAINTENANCE (O&M) EXPENSES			
O&M Expenses (Alex-Only)	\$ 18,748,282	\$ 20,227,572	7.9%
O&M Expenses (Joint)	11,694,706	12,796,021	9.4%
	\$ 30,442,988	\$ 33,023,593	8.5%
NON-OPERATING EXPENSES			
Parity Debt Service	14,739,509	16,448,494	11.6%
Joint IRR	10,327,855	10,652,748	3.1%
Alex-only IRR	689,475	166,000	-75.9%
Fund Balance Additions	337,972	876,587	159.4%
	\$ 26,094,810	\$ 28,143,829	7.9%
CAPITAL OUTLAY			
RiverRenew	\$ 123,600,000	\$ 162,278,264	31.3%
General CIP (Alex-only)	3,481,290	8,183,100	135.1%
General CIP (Joint)	37,800,225	31,182,521	-17.5%
	\$ 164,881,515	\$ 201,643,885	22.3%
TOTAL EXPENSES AND CAPITAL OUTLAY	\$ 221,419,313	\$ 262,811,307	18.7%

The FY2024 revenue projection is based on the rates and charges AlexRenew anticipates will be in effect for FY2024 as further detailed in this document.

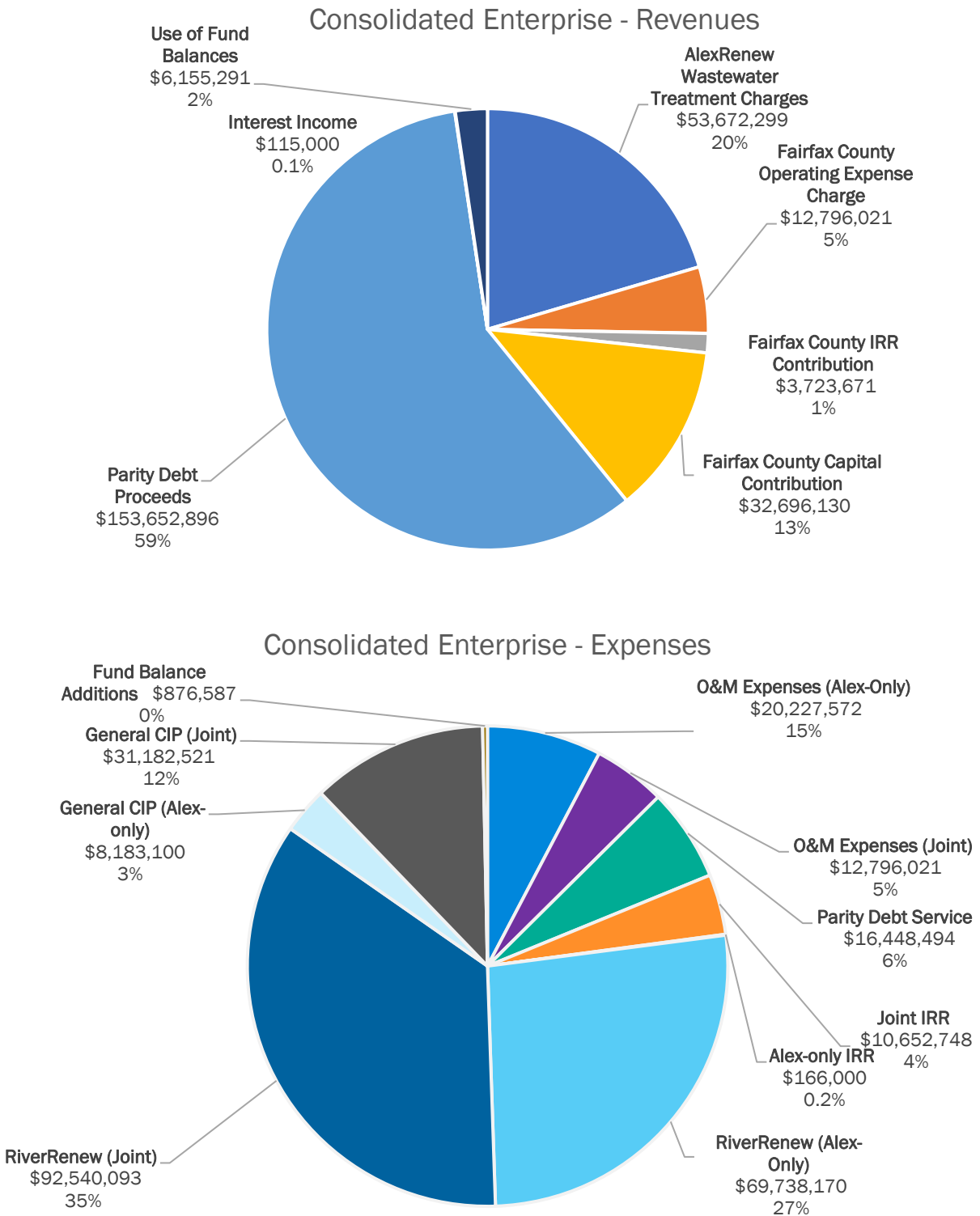
At approximately 76.7%, capital outlay represents the largest share of the budget. Together with the Parity Debt Service Fund at 6.3%, these combined expenses comprise 83.0% of the FY2024 budget.

The FY2024 operating budget reflects an increase of 8.5%. As global and regional markets continue to recover from the COVID pandemic, many core expense areas are experiencing significant cost increase pressures, including energy, chemicals, construction, labor, and transportation. As such, the budget accounts for current market conditions while maintaining efficiency across the business and conservatively planning for future needs.

The FY2024 capital budget reflects continued momentum in the capital program with \$201.6 million in planned spending across the RiverRenew and other capital projects. Funding for improvement, renewal, and replacement projects increased year-over-year reflecting an effort to ensure timely upgrades of AlexRenew’s infrastructure to maintain efficient operations. The budget funds the capital program with cash and reserves, along with \$153.7 million in debt proceeds for RiverRenew construction.

The charts below further depict the funding sources and budgeted expenses for FY2024, again highlighting the significant activity related to debt financing and capital project construction associated with RiverRenew.

Figure 4.1. Consolidated Enterprise Revenues & Expenses for FY2024



Section 5 Determining Rates, Charges, and Revenues

For more than eighteen years, AlexRenew has employed rate modeling to analyze, evaluate, and implement an annual and long-term fee structure to support the financial obligations of the enterprise. AlexRenew has engaged an independent, third-party consultant to develop and monitor a rate model designed specifically for AlexRenew. This model is used to manage revenue performance in the current year and to forecast revenue requirements, based on anticipated operating and capital costs, each year over a 10-year time horizon.

In addition to rate modeling, the AlexRenew Board of Directors (AlexRenew Board) has adopted a strong Financial Policy (see Appendix A) to guide the approach to setting rates and maintaining a sustainable financial position. These policies target key financial metrics, represent best practices, and ensure AlexRenew maintains cost-efficient operations while delivering superior public services for AlexRenew's customers and community.

5.1 The Rate Modeling Process

Annually, upon completion and acceptance of AlexRenew's audited financial statements, and more frequently as necessary, rate consultants review and update the AlexRenew rate model. This process, and the model, is heavily data-driven and uses historical and projected data comprised of billing statistics, historical financial data, the current budget, and capital plan forecasts. The rate consultants perform comprehensive due diligence exercises to validate all information provided by AlexRenew and obtained from other relevant sources. Once validation is complete, the rate consultants review their findings with AlexRenew leadership to discuss observed historical trends, how they compare to prior forecasts, what the current projections are, and whether the consultants should adjust for known conditions, such as a contingency.

The resultant revenues, and assumptions of additional debt and capital funding, are evaluated relative to AlexRenew's annual cash flow requirements and likely financial position at year-end. This iterative process allows AlexRenew and its rate consultants to examine how subtle changes to rates or assumptions today have the potential to materially influence financial position across the forecast. It also allows for sensitivity analysis and the ability to examine AlexRenew's financial profile under various hypothetical scenarios, which is instructive to management and provides a stronger basis for recommending the timing and magnitude of potential rate adjustments.

As a single, dominant revenue source that accounts for over 80% of operating revenues, the Wastewater Treatment Charges are critical to the funding of current operations and long-term financial viability. As a result, it is imperative to combine a thorough understanding of the rate modeling process, strict adherence to the terms of the Indenture, faithfulness to AlexRenew's Financial Policies, and the needs of the community when establishing rates and charges.

5.2 Revenue Growth Assumptions

AlexRenew has historically modeled growth in Wastewater Treatment Charges of approximately 0.50% - 2.00% and Fairfax County Operating Expense Charges of approximately 1.00% - 3.00% when determining rates and revenues over the forecast period.

5.3 Expenditure Growth Assumptions

AlexRenew has historically used CPI to evaluate costs over the forecast period and has commonly assumed an inflation range of 2.0% to 3.5%.

5.4 Revenue Forecast Assumptions

Starting in FY2020, AlexRenew began implementing a multi-year phased rate increase initiative, primarily to fund capital expenditures including the RiverRenew program. The revenue assumptions included in this budget includes annual rate increases that are adopted for FY2024 and FY2025, as further described on the following page.

5.5 Rates and Charges

The following schedule details the monthly rates and charges for all individually metered residential customers and commercial customers discharging sewage to and/or requiring wastewater treatment service from AlexRenew. Commercial wastewater customers include all commercial, industrial, government, and other public agencies, master-metered residential, and all other accounts or customers not otherwise classified as individually metered residential customers.

A wastewater customer’s monthly bill for wastewater interception, treatment, and discharge services is based on the sum of their: (1) base charge and (2) wastewater treatment charge, as determined by water meter readings conducted by Virginia American Water, at the customer premise. The base charge serves as the minimum monthly bill for sewer service for all customers served by AlexRenew.

The AlexRenew Board adopted rate adjustments in 2019 and 2021, each for two-year periods to fund the RiverRenew program. New rates went into effect on July 1, 2019 for FY2020, July 1, 2020 for FY2021, July 1, 2021 for FY2022, and on July 1, 2022 for FY2023. AlexRenew is proposing rate a 5.4% for FY2024 and 5.1% for FY2025. These adopted rates are projected to increase the average bill by approximately \$2.71/month and \$2.72, respectively in each year (based on 4,000 gallons monthly usage). These rate adjustments will allow AlexRenew to maintain its fiscal profile while funding the budget and capital program herein. The chart below details the current FY2023 rate structure and the adopted rate structures for FY2024 and FY2025.

Table 5.5.1. Adopted FY2024 and FY2025 Rate Adjustments to Base Charges
Charge per account based on meter size at the customer premise.

Description	Meter Size	Current (Effective July 1, 2022) Monthly	Adopted (Effective July 1, 2023) Monthly	Adopted (Effective July 1, 2024) Monthly
Residential Base Charge	All Meters	\$13.14	\$13.85	\$14.57
Commercial Base Charge	5/8"	\$39.42	\$41.55	\$43.68
	3/4"	\$39.42	\$41.55	\$43.68
	1"	\$98.55	\$103.87	\$109.19
	1-1/2"	\$197.10	\$207.74	\$218.38
	2"	\$315.36	\$332.39	\$349.41
	3"	\$591.30	\$623.23	\$655.14
	4"	\$985.50	\$1,038.72	\$1,091.90
	6"	\$1,971.00	\$2,077.43	\$2,183.80
	8"	\$3,153.60	\$3,323.89	\$3,494.08
Residential Customer Activation Fee		\$15.00	\$15.00	\$15.00

Table 5.5.2. Adopted FY2024 and FY2025 Rate Adjustments to Wastewater Treatment Charges
Charge per account based on water consumption as measured by VAW from meter at customer premise.

Description	Meter Size	Current (Effective July 1, 2022) Monthly	Adopted (Effective July 1, 2023) Monthly	Adopted (Effective July 1, 2024) Monthly
Individual Meter Residential Wastewater Treatment Charge	All Meters	\$9.26	\$9.76	\$10.26
Commercial Wastewater Treatment Charge	All Meters	\$9.26	\$9.76	\$10.26

Section 6 Revenue Fund Statement

AlexRenew’s Indenture establishes nine (9) funds into which monies may be deposited to manage operating and maintenance, non-operating, and capital obligations. The collection and deposit of monies typically occurs monthly at specified times and in specified amounts, and in a prescribed order of priority.

AlexRenew is required to collect and deposit Revenues, as defined in the Indenture, in the Revenue Fund and make monthly transfers to each of its actively managed funds. Deposits to the Revenue Fund do not include Fairfax County Improvement, Renewal, and Replacement (IRR) payments or Capital Contributions. These dollars are deposited by Fairfax County directly into the Joint Use Facilities Account of the IRR Fund or the Project or General Funds for capital outlay reimbursements, as appropriate.

The schedule below presents adopted and estimated Revenues expected to be received by AlexRenew for the period FY2024 – FY2028, respectively. In addition, planned Revenue transfers to various operating and non-operating funds are provided to highlight the use or purpose of the funds.

Table 6.1. Revenue Fund Summary

Revenues and Transfers to Revenue Fund	Adopted FY2023	Adopted FY2024	VAR %	Estimated FY2025	Estimated FY2026	Estimated FY2027	Estimated FY2028
REVENUES							
AlexRenew Wastewater Treatment Charges	\$ 50,922,485	\$ 53,672,299	5.4%	\$ 56,420,321	\$ 59,224,411	\$ 62,138,252	\$ 64,779,128
Fairfax County Operating Expense Charge	11,694,706	12,796,021	9.4%	13,180,088	13,575,680	13,825,488	14,079,640
Total Revenues	\$ 62,617,191	\$ 66,468,320	6.2%	\$ 69,600,409	\$ 72,800,091	\$ 75,963,740	\$ 78,858,768
TRANSFERS							
Transfer to Operating Fund ¹	\$ 30,770,960	\$ 33,890,180	10.1%	\$ 34,906,886	\$ 35,954,092	\$ 36,673,174	\$ 37,406,638
Transfer to Parity Debt Service Fund	14,649,508	16,358,494	11.7%	19,036,687	21,257,774	21,725,453	22,133,401
Transfer to IRR Fund - Joint Use Facilities Account	2,410,801	2,581,224	7.1%	2,704,353	3,545,302	4,288,525	3,044,086
Transfer to IRR Fund - General Account	689,475	166,000	-75.9%	349,000	166,000	166,000	166,000
Transfer to General Fund	14,096,447	13,472,422	-4.4%	12,603,483	11,876,923	13,110,587	16,108,643
Total Uses	\$ 62,617,191	\$ 66,468,321	6.2%	\$ 69,600,408	\$ 72,800,091	\$ 75,963,740	\$ 78,858,768

¹ Includes entire Fairfax County Operating Expense Charge

Section 7 Fairfax County Contributions

The following table demonstrates the method by which Fairfax County annual payments and contributions are determined based on the capacity rights Fairfax County currently receives under the Fairfax County Service Agreement. The County currently makes equal monthly Operating Expense Charge installments into the Revenue Fund, equal monthly contributions into the Joint Use Facilities Account of the IRR Fund, and variable monthly capital contributions (formulaic reimbursements based actual capital expenditures) into the Project Fund.

Table 7.1. Fairfax County Contributions Summary

Fairfax County Contributions	Adopted FY2023	Adopted FY2024	VAR %	Estimated FY2025	Estimated FY2026	Estimated FY2027	Estimated FY2028
Operating Expense Charge:							
Total Estimated Operating Expenses	\$ 30,442,988	\$ 33,023,593	8.5%	\$ 34,014,301	\$ 35,034,730	\$ 35,735,424	\$ 36,450,133
Less Estimated "Alexandria Only" Expenses	(4,414,233)	(4,546,660)	3.0%	(4,683,060)	(4,823,552)	(4,968,258)	(5,117,306)
Net Estimated Joint Operating Expenses	\$ 26,028,755	\$ 28,476,933	9.4%	\$ 29,331,241	\$ 30,211,178	\$ 30,767,166	\$ 31,332,827
Estimated Fairfax County Net Flow	45.0%	45.0%		45.0%	45.0%	45.0%	45.0%
Estimated Fairfax County Operating Expense Charge	11,712,940	12,814,620	9.4%	13,199,058	13,595,030	13,845,225	14,099,772
Less Alexandria Only Flow Charge	(18,234)	(18,599)	2.0%	(18,971)	(19,350)	(19,737)	(20,132)
Estimated Fairfax County Operating Expense Charge	\$ 11,694,706	\$ 12,796,021	9.4%	\$ 13,180,088	\$ 13,575,680	\$ 13,825,488	\$ 14,079,640
IRR Fund - Joint Account Contribution:							
Estimated Joint Use Plant Investment	\$ 841,231,254	\$ 900,699,169	7.1%	\$ 943,664,099	\$ 1,004,641,248	\$ 1,036,838,184	\$ 1,062,211,441
Estimated Joint Use IRR Funding Percentage	0.7%	0.7%	0.0%	0.7%	0.7%	0.7%	0.7%
Additional Transfers	\$ -	\$ -		\$ -	\$ 1,627,263	\$ 3,217,280	\$ -
Estimated Joint Use IRR Investment	\$ 5,888,619	\$ 6,304,894	7.1%	\$ 6,605,649	\$ 8,659,752	\$ 10,475,147	\$ 7,435,480
Investment Allocation at 60%	\$ 5,476,416	\$ 5,863,552	7.1%	\$ 6,143,253	\$ 8,053,569	\$ 9,741,887	\$ 6,914,996
Investment Allocation at 49%	353,317	378,294	7.1%	396,339	519,585	628,509	446,129
Investment Allocation at 32%	58,886	63,049	7.1%	66,056	86,598	104,751	74,355
Total IRR - Joint Account Investment	\$ 5,888,619	\$ 6,304,894	7.1%	\$ 6,605,649	\$ 8,659,752	\$ 10,475,147	\$ 7,435,480
Fairfax County Allocation at 60%	\$ 3,285,850	\$ 3,518,131	7.1%	\$ 3,685,952	\$ 4,832,142	\$ 5,845,132	\$ 4,148,998
Fairfax County Allocation at 49%	173,125	185,364	7.1%	194,206	254,597	307,969	218,603
Fairfax County Allocation at 32%	18,844	20,176	7.1%	21,138	27,711	33,520	23,794
Total Fairfax County IRR - Joint Account Contribution	3,477,819	3,723,671	7.1%	3,901,296	5,114,449	6,186,622	4,391,395
AlexRenew Joint IRR Contribution	2,410,801	2,581,224	7.1%	2,704,353	3,545,302	4,288,525	3,044,086
Capital Project Contribution - Joint Use Facilities:							
Estimated Joint Capital Improvements at 60%/40%	\$ 37,150,225	\$ 29,182,521	-21.4%	\$ 39,793,680	\$ 57,393,080	\$ 64,526,615	56,985,519
Fairfax County Allocation at 60%	22,290,135	17,509,513	-21.4%	23,876,208	34,435,848	38,715,969	34,191,311
Estimated Joint Capital Improvements at 49%/51%	650,000	2,000,000	207.7%	2,500,000	1,200,000	300,000	300,000
Fairfax County Allocation at 49%	318,500	980,000	207.7%	1,225,000	588,000	147,000	147,000
Estimated Joint Capital Improvements RiverRenew	57,800,000	92,540,093	60.1%	64,083,402	8,379,997	-	-
Fairfax County Allocation ¹	8,091,252	14,206,617	75.6%	9,988,276	745,429	-	-
Estimated Joint Capital Improvements at 32%/68%	-	-	0.0%	-	300,000	-	-
Fairfax County Allocation at 32%	-	-	0.0%	-	96,000	-	-
Total Fairfax County Capital Contribution	30,699,887	32,696,130	6.5%	35,089,484	35,865,276	38,715,969	34,191,311
Total Fairfax County Contributions	\$ 45,872,411	\$ 49,215,821	7.3%	\$ 52,170,867	\$ 54,555,406	\$ 58,728,078	\$ 52,662,346

Section 8 Operating Fund Statement

Table 8.1. Operating Fund Summary

Operating Expenses Categories	Adopted FY2023	Adopted FY2024	VAR %	Estimated FY2025	Estimated FY2026	Estimated FY2027	Estimated FY2028
REVENUES							
Transfer from Revenue Fund	\$ 30,770,960	\$ 33,890,180	10.1%	\$ 34,906,886	\$ 35,954,092	\$ 36,673,174	\$ 37,406,638
Interest Income	10,000	10,000	0.0%	10,000	10,000	10,000	10,000
Total	\$ 30,780,960	\$ 33,900,180	10.1%	\$ 34,916,886	\$ 35,964,092	\$ 36,683,174	\$ 37,416,638
EXPENSES							
Personnel	\$ 13,859,176	\$ 16,094,350	16.1%	\$ 16,577,181	\$ 17,074,496	\$ 17,415,986	\$ 17,764,306
Utilities	3,577,585	4,238,000	18.5%	4,365,140	4,496,094	4,586,016	4,677,736
Chemicals	2,524,150	3,347,500	32.6%	3,447,925	3,551,363	3,622,390	3,694,838
Operation Maintenance	1,138,198	1,145,250	0.6%	1,179,607	1,214,996	1,239,296	1,264,081
Arlington Sewage Disposal	1,359,893	1,528,443	12.4%	1,574,296	1,621,525	1,653,956	1,687,035
Sludge Disposal	1,117,930	1,298,000	16.1%	1,336,940	1,377,048	1,404,589	1,432,681
General, Admin, Cust. Service and Other	6,866,056	5,372,050	-21.8%	5,533,212	5,699,208	5,813,192	5,929,456
Total	\$ 30,442,988	\$ 33,023,593	8.5%	\$ 34,014,301	\$ 35,034,730	\$ 35,735,424	\$ 36,450,133
Excess (Deficiency) ¹	\$ 337,972	\$ 876,587		\$ 902,585	\$ 929,362	\$ 947,750	\$ 966,505
FUND BALANCE - Beginning	\$ 4,666,354	\$ 5,004,326		\$ 5,880,913	\$ 6,783,498	\$ 7,712,860	\$ 8,660,610
FUND BALANCE - Ending ¹	\$ 5,004,326	\$ 5,880,913		\$ 6,783,498	\$ 7,712,860	\$ 8,660,610	\$ 9,627,115

¹ Operating Reserve Requirement of 60 days cash

Section 9 Personnel

AlexRenew continues to invest in its workforce to attract, retain, and continuously develop top tier water sector professionals. \$16.1 million (48.7%) of AlexRenew’s budgeted operating expenditures are utilized for personnel expenses, consisting of salaries and benefits. Salaries are provided for full and part time employees, while fringe benefits for qualifying employees include healthcare, retirement, social security, short and long-term disability, personal protective gear, and other competitive benefits. Paid time off is provided at a rate based on years of service.

Table 9.1. Personnel Budget Summary

Personnel Budget		Operating Budget	
Salaries	\$12,174,000	Personnel Budget	\$16,094,350
Benefits	\$3,920,350	Non-Personnel Budget	\$16,929,243
Total Personnel Budget	\$16,094,350	Total Operating Budget	\$33,023,593

Other personnel and compensation highlights from the FY2024 Budget include:

- In keeping with AlexRenew’s Board-enacted compensation philosophy, AlexRenew completed a compensation study in March 2022 to benchmark positions and determine the competitive posture of AlexRenew’s compensation packages. AlexRenew has 14 general salary grades. The results of the compensation study led to adjustments in salary bands and positions, which have been incorporated into the FY2024 budget. Employees are eligible for performance-based merit pay increases ranging from 2.0 to 5.0% of salary.
- In September 2022, AlexRenew received the employee medical insurance renewal rates from United Healthcare. Based on multiple factors, our renewal rate was zero percent. AlexRenew will continue to offer only one medical plan option, High Deductible with a Health Savings Account. AlexRenew pays 85% for employee-only premiums and 84% of dependent coverage.
- AlexRenew continues to offer a benefits program that balances quality and affordability and includes broad offerings such as the Employee Assistance Program, short and long term disability, family care & tutoring services through Care@Work, legal and identity theft support, and a robust Employee Wellness Incentive Program that encourages participation in wellness program activities, events, and challenges.
- A total of 1,000 hours of professional development training are planned for AlexRenew employees during FY2024, reflecting investment in the of AlexRenew team members.

9.1 Retirement Benefit

Budgeted funds for staff retirement are the contributions AlexRenew pays into the Virginia Retirement System (VRS). VRS administers pension plans and other benefits for Virginia’s covered public sector employees and updates the employer contribution every other even calendar year. AlexRenew’s contribution to VRS increased from 6.44% to 8.19% in July 2022 through June 2024.

Full-time, regular employees hired since January 1, 2014 have been placed into the VRS Hybrid plan unless they are already participating in VRS from previous employment. The VRS Hybrid plan does not offer disability benefits as part of its core provisions. VRS has offered the VLDP (Virginia Local Disability Plan) for jurisdictions who do not elect to opt out. AlexRenew has opted out of the VLDP Plan and provides a comparable disability plan.

AlexRenew currently has 18 employees in the VRS Plan 1 retirement plan, which allowed enrollment before July 1, 2010. AlexRenew has 6 employees in the VRS 2 retirement plan, which was available between July 1, 2010 and December 31, 2013. 77 employees are enrolled in the VRS Hybrid plan, which started on January 1, 2014 and is still in effect.

9.2 Other Post-Employment Benefits (OPEB)

OPEB funding supports retiree healthcare benefits. The FY2024 budget provides for approximately \$150,000 in OPEB funding. AlexRenew currently has 5 retirees enrolled in the retiree medical benefit.

9.3 Workforce by Full Time Equivalent (FTE)

As shown below by Department, the FY2024 budget includes an increase in headcount compared to the FY2023 Adopted Budget.

Table 9.3.1. Headcount Summary

Department	FY2023 Adopted	FY2024 Adopted	FTE Impact
Executive	3.0	3.0	0.0
Human Resources	6.0	6.0	0.0
Information Systems	10.0	10.0	0.0
Administration	16.0	16.0	0.0
Communications	6.0	6.0	0.0
Finance	5.0	5.0	0.0
Purchasing	4.0	4.0	0.0
Water Quality	47.5	48.5	1.0
Laboratory	7.5	7.5	0.0
Operations	34.0	35.0	1.0
Process Sustainability Regulatory & Policy Pretreatment	5.0	5.0	0.0
Engineering	40.0	41.0	1.0
Engineering	5.0	6.0	1.0
Maintenance	34.0	34.0	0.0
Total	122.5	124.5	2.0

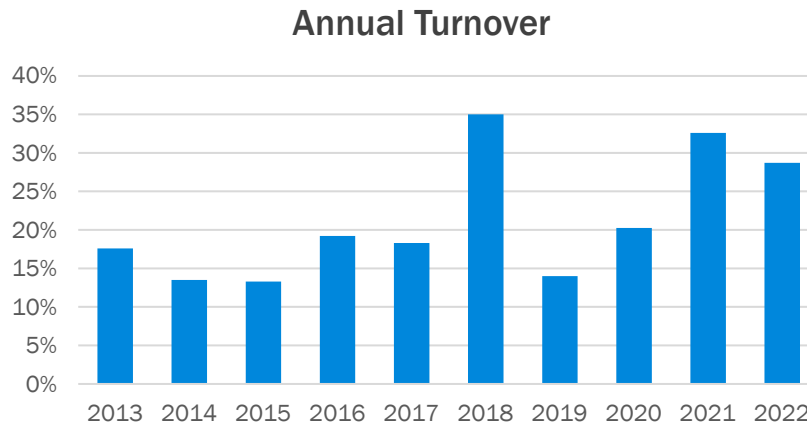
9.4 Equity in the Workplace

AlexRenew is committed to fostering, promoting, and preserving a culture of diversity and inclusion throughout the workplace. To support this commitment, our current diversity and inclusion initiatives extend to our practices and policies on recruitment and selection; compensation and benefits; professional development and training; and the ongoing development of a work environment built on the premise of gender and diversity equity.

9.5 Workforce Impacts

AlexRenew saw continued workforce impacts due to pandemic related stresses as employees made life decisions affecting their tenure at AlexRenew. AlexRenew continues to utilize the apprentice program for succession development for its trades.

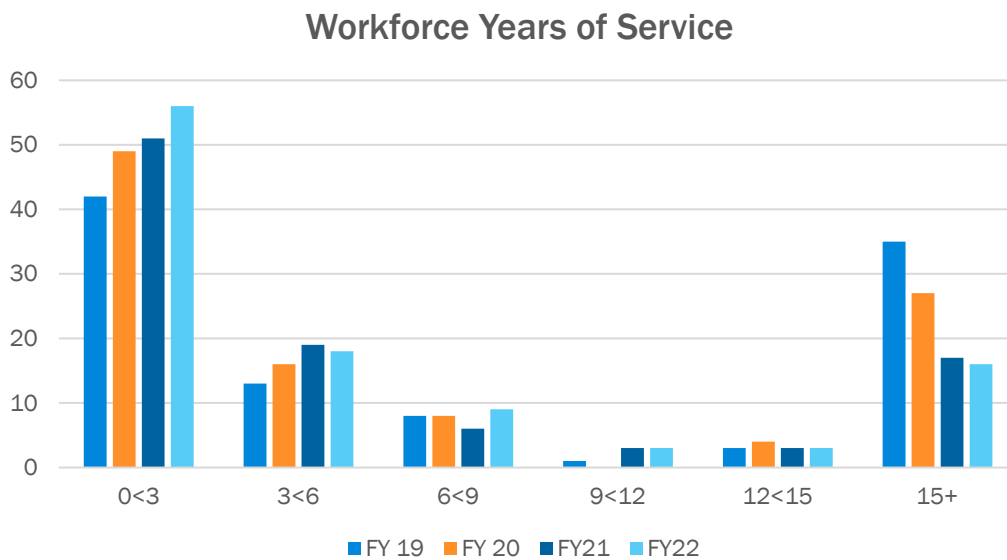
Figure 9.5.1. Annual Turnover



9.6 Years of Service

Eighty percent (80%) of the current workforce has been employed with AlexRenew for ten years or less while twenty-percent (20%) have worked for AlexRenew for more than 10 years. The average years of service is currently six and a half (6.5) years.

Figure 9.6.1. Workforce Years of Service Overview



Section 10 Parity Debt Service Fund Statement

The Parity Debt Service Fund includes the amounts due in FY2024 to pay principal and interest on outstanding and projected AlexRenew debt. To date, AlexRenew has borrowed from the Virginia Clean Water Revolving Loan Fund (CWRLF) and Virginia Pooled Financing Program (VPFP) through the Virginia Resources Authority (VRA) as well as through the federal Water Infrastructure Financing and Innovation Act (WIFIA) loan program. Within the context of the Indenture, capital funding in this manner is deemed parity debt.

Table 10.1. Parity Debt Service Fund Summary

Parity Debt Service Fund	Adopted FY2023	Adopted FY2024	Estimated FY2025	Estimated FY2026	Estimated FY2027	Estimated FY2028
REVENUES						
Beginning Balance	\$ 0	\$ 0	\$ (0)	\$ (0)	\$ 0	\$ (0)
Transfer from Revenue Fund	14,649,508	16,358,494	19,036,687	21,257,774	21,725,453	22,133,401
Interest Income	90,000	90,000	90,000	90,000	90,000	90,000
Total Revenue	14,739,508	16,448,494	19,126,687	21,347,774	21,815,453	22,223,401
EXPENDITURES						
VRA BOND SERIES 00B INTEREST	\$ 77,464	\$ -	\$ -	\$ -	\$ -	\$ -
VRA BOND SERIES 00B PRINCIPAL	4,024,113	-	-	-	-	-
VRA BOND SERIES 04 INTEREST	31,609	17,646	3,543	-	-	-
VRA BOND SERIES 04 PRINCIPAL	1,392,803	1,406,766	708,669	-	-	-
VRA BOND SERIES 06 INTEREST	39,187	30,038	20,798	12,979	5,589	-
VRA BOND SERIES 06 PRINCIPAL	912,620	921,769	830,185	737,180	744,570	-
VRA BOND SERIES 09 INTEREST	175,299	152,554	129,186	105,178	80,512	55,171
VRA BOND SERIES 09 PRINCIPAL	830,578	853,324	876,692	900,700	925,366	950,707
VRA BOND SERIES 11 INTEREST	120,332	110,856	101,157	91,277	81,063	70,659
VRA BOND SERIES 11 PRINCIPAL	400,877	410,353	420,053	429,982	440,146	450,550
VRA BOND SERIES 14A INTEREST	112,361	104,513	96,566	88,520	80,373	72,123
VRA BOND SERIES 14A PRINCIPAL	625,910	633,758	641,705	649,751	657,899	666,148
VRA BOND SERIES 14B INTEREST	20,857	19,333	17,792	16,231	14,652	13,054
VRA BOND SERIES 14B PRINCIPAL	126,567	128,117	128,859	130,410	132,771	134,369
VRA BOND SERIES 14C INTEREST	841,625	827,019	811,772	795,756	775,714	742,148
VRA BOND SERIES 14C PRINCIPAL	280,000	290,000	305,000	320,000	490,000	900,000
VRA BOND SERIES 17A INTEREST	892,772	862,534	830,759	797,319	762,084.00	730,334
VRA BOND SERIES 17A PRINCIPAL	575,000	605,000	635,000	670,000	705,000.00	735,000
VRA BOND SERIES 19 INTEREST	114,070	112,970	111,870	110,220	107,470	106,370
VRA BOND SERIES 19 PRINCIPAL	100,000	100,000	100,000	300,000	100,000	100,000
VRA BOND SERIES 21 INTEREST	3,045,463	3,597,117	8,867,258	2,293,042	2,204,806	2,115,375
VRA BOND SERIES 21 PRINCIPAL	-	5,264,825	2,442,336	6,514,011	6,602,247	6,691,678
WIFIA BOND SERIES 21 INTEREST	-	-	1,047,488	6,284,926	6,281,155	6,263,348
WIFIA BOND SERIES 21 PRINCIPAL	-	-	-	100,291	624,035	1,426,366
TOTAL EXPENSES	\$ 14,739,509	\$ 16,448,494	\$ 19,126,687	\$ 21,347,774	\$ 21,815,453	\$ 22,223,401
Total Interest	5,471,040	5,834,582	12,038,188	10,595,449	10,393,419	10,168,583
Total Principal	9,268,468	10,613,912	7,088,499	10,752,325	11,422,034	12,054,819

Section 11 IRR Fund Statement - Joint Use Facilities Account

The Improvement, Renewal, & Replacement (IRR) Fund – Joint Use Facilities Account funds the project costs associated with the upgrade of infrastructure and equipment for the portions of the facility used jointly by the City and Fairfax County.

As noted in the accompanying schedule, contributions to the Joint Use Facilities Account are made annually by both AlexRenew and Fairfax County in a combined amount equal to 0.7% of AlexRenew’s estimated joint capital asset value for FY2024. Fairfax County’s portion of the total contribution is also based on the allocation percentages detailed on page 13 and affirmed in the Agreement.

Planned spending in the IRR program is expected to increase in the upcoming FY2024 to provide funding for improvements in broad, treatment-process-based categories (e.g., preliminary/primary, secondary, solids, tertiary) and plantwide upgrades to safety, security, and IT.

Table 11.1. IRR Fund – Joint Use Facilities Account Summary

IRR Fund - Joint Use Facilities Account	Adopted FY2023	Adopted FY2024	VAR %	Estimated FY2025	Estimated FY2026	Estimated FY2027	Estimated FY2028
REVENUES							
Revenue Fund Transfer	\$ 2,410,801	\$ 2,581,224	7.1%	\$ 2,704,353	\$ 3,545,302	\$ 4,288,525	\$ 3,044,086
Fairfax County Contribution	3,477,819	3,723,671	7.1%	3,901,296	5,114,449	6,186,622	4,391,395
Total Revenues	\$ 5,888,619	\$ 6,304,894	7.1%	\$ 6,605,649	\$ 8,659,752	\$ 10,475,147	\$ 7,435,480
EXPENSES							
Campus Wide Projects	\$ 1,178,756	\$ 2,400,000	103.6%	\$ 2,400,000	\$ 3,000,000	\$ 5,531,699	\$ 734,516
Collection System Projects	15,000	\$ 15,000	0.0%	\$ 15,000	\$ 15,000	\$ 15,000	\$ 15,000
Information Technology Projects	3,300,000	\$ 300,000	-90.9%	\$ 300,000	\$ 300,000	\$ 300,000	\$ 300,000
Compliance Laboratory	45,500	\$ 50,000	9.9%	\$ 10,000	\$ 10,000	\$ 10,000	\$ 10,000
Preliminary / Primary Infrastructure	80,800	\$ 85,648	6.0%	\$ 86,504	\$ 87,370	\$ 34,948	\$ 35,297
Secondary Infrastructure	1,737,099	\$ 2,000,000	15.1%	\$ 1,000,000	\$ 1,500,000	\$ 1,500,000	\$ 1,500,000
Solids Infrastructure	1,000,000	\$ 1,000,000	0.0%	\$ 1,000,000	\$ 1,000,000	\$ 1,000,000	\$ 1,000,000
Tertiary Infrastructure	2,240,700	\$ 2,252,100	0.5%	\$ 1,763,900	\$ 1,776,000	\$ 683,500	\$ 696,400
Warehouse and Inventory Upgrades	150,000	\$ -	-100.0%	\$ -	\$ -	\$ -	\$ -
West Campus Projects	-	\$ 1,000,000	100.0%	\$ 750,000	\$ 750,000	\$ 750,000	\$ 750,000
UV System Rehabilitation	225,000	\$ -	0.0%	\$ -	\$ -	\$ 500,000	\$ 1,000,000
Safety and Security	355,000	\$ 1,050,000	195.8%	\$ 1,030,000	\$ 1,030,000	\$ 50,000	\$ 50,000
Building Exteriors	-	\$ 500,000	100.0%	\$ 100,000	\$ 100,000	\$ 100,000	\$ 100,000
Joint IRR Expenses	\$ 10,327,856	\$ 10,652,748	0.0%	\$ 8,455,404	\$ 9,568,370	\$ 10,475,147	\$ 6,191,213
Excess (Deficiency)	\$ (4,439,237)	\$ (4,347,854)		\$ (1,849,755)	\$ (908,618)	\$ -	\$ 1,244,267
FUND BALANCE - Beginning	\$ 11,545,464	\$ 7,106,227		\$ 2,758,373	\$ 908,618	\$ -	\$ -
FUND BALANCE - Ending	\$ 7,106,227	\$ 2,758,373		\$ 908,618	\$ -	\$ -	\$ 1,244,267

Section 12 IRR Fund Statement - General Account

The Improvement, Renewal & Replacement (IRR) Fund – General Account funds the project costs associated with the upgrade of infrastructure and equipment for the portions of the facility used for the benefit of the City only.

Contributions to the General Account are made annually for projects AlexRenew determines are necessary to maintain the safe and effective operation for collection system and Alex-only campus needs.

Table 12.1. IRR Fund – General Account Summary

IRR Fund - General Account	Adopted FY2023	Adopted FY2024	VAR %	Estimated FY2025	Estimated FY2026	Estimated FY2027	Estimated FY2028
Revenues							
Revenue Fund Transfer	\$ 689,475	\$ 166,000		\$ 166,000	\$ 166,000	\$ 166,000	\$ 166,000
Total Revenue	\$ 689,475	\$ 166,000	-75.9%	\$ 166,000	\$ 166,000	\$ 166,000	\$ 166,000
Expenses							
Billing and Customer Information System	\$ 523,475	\$ 0	-100.0%	\$ 0	\$ 0	\$ 0	\$ 0
Campus Wide Projects	22,000	\$22,000	0.0%	\$22,000	\$22,000	\$22,000	\$22,000
Collection System Projects	144,000	\$144,000	0.0%	\$144,000	\$144,000	\$144,000	\$144,000
Total Expenses	\$ 689,475	\$ 166,000	-75.9%	\$ 166,000	\$ 166,000	\$ 166,000	\$ 166,000

Section 13 General Fund Statement

The General Fund is the repository of funds remaining after deposits to all other Funds are made and may be used for any lawful purpose of AlexRenew. AlexRenew uses the General Fund to finance City-only capital improvements, contribute PAYGO (cash) funding to the Joint capital program, manage unanticipated expenditures, and maintain sufficient reserves to promote ongoing financial strength.

The General Fund balance is projected to increase to \$3.4 million through FY2024, with a projected balance of over \$34.8 million.

Table 13.1. General Fund Summary

General Fund	Adopted FY2023	Adopted FY2024	VAR %	Estimated FY2025	Estimated FY2026	Estimated FY2027	Estimated FY2028
REVENUES							
Revenue Fund Transfer	\$ 14,096,447	\$ 13,472,422	-4%	\$ 12,786,483	\$ 11,876,923	\$ 13,110,587	\$ 16,108,643
Interest Income	15,000	15,000	0%	15,000	15,000	15,000	15,000
Total Revenues	\$ 14,111,447	\$ 13,487,422	-4.4%	\$ 12,801,483	\$ 11,891,923	\$ 13,125,587	\$ 16,123,643
EXPENSES							
Alex-only General Capital Expenses	\$ 3,481,290	\$ 8,183,100	135.1%	\$ 10,236,790	\$ 8,862,700	\$ 21,182,600	\$ 29,262,600
Transfer to Joint CIP Project Fund	11,886,206	1,887,098	-84.1%	1,725,000	0	0	0
Total Expenses	\$ 15,367,496	\$ 10,070,198	-34.5%	\$ 11,961,790	\$ 8,862,700	\$ 21,182,600	\$ 29,262,600
Fund Balance Increase (Decrease)	\$ (1,256,049)	\$ 3,417,225		\$ 839,693	\$ 3,029,223	\$ (8,057,013)	\$ (13,138,957)
Fund Balance - Beginning	\$ 42,250,354	\$ 36,964,336		\$ 40,381,560	\$ 40,381,560	\$ 41,221,253	\$ 43,410,783
Fund Balance - Ending	\$ 40,994,305	\$ 40,381,560		\$ 41,221,253	\$ 43,410,783	\$ 33,164,241	\$ 30,271,826
General Reserve sub-Fund ¹	\$ (5,004,327)	\$ (5,591,392)		\$ (5,759,134)	\$ (5,759,134)	\$ (5,874,316)	\$ (5,991,803)
Available Balance	\$ 35,989,978	\$ 34,790,168	-3.3%	\$ 35,462,120	\$ 37,651,649	\$ 27,289,924	\$ 24,280,023

¹ Additional Operating Reserve Requirement of 60 days cash per Board-approved Financial Policies

Section 14 Capital Improvement Program

AlexRenew manages its capital projects for both Joint Use and City only infrastructure and equipment through its Capital Improvement Program (CIP). The CIP is summarized in the 10-year plan and is a key element in planning for and managing to future regulatory compliance through large-scale capital investments.

The 10-year plan is an important tool used to formulate future project financing plans, maximize federal and state grant opportunities, proactively plan for the replacement or reconstruction of essential assets nearing the end of their service life, and schedule and coordinate the execution of multiple projects to minimize operational impact. The FY2024 – FY2033 CIP includes project cost assumptions for all capital projects, including the RiverRenew program, as well as the Improvement, Renewal, and Replacement program.

While the CIP provides a long-term roadmap for planned capital expenditures, AlexRenew retains the ability to defer projects if needed, and may elect to defer certain new capital projects, depending on revenue performance throughout the fiscal year.

14.1 Definition of Capital Projects

A capital project involves expenditures to construct or acquire assets of a relatively permanent nature such as property, plant, and equipment with a useful life that exceeds approximately two years.

14.2 CIP Funding

Potential funding sources for CIP projects include loans from the Virginia Department of Environmental Quality (VA DEQ), Clean Water Revolving Loan Fund (CWRLF), Virginia Pooled Financing Program (VPFP), Commonwealth of Virginia Grant programs, Water Infrastructure Finance and Innovation Act (WIFIA) loans, revenue bond issues, bank loans and lines of credit, grants, and AlexRenew cash and reserves, also called pay-as-you-go (PAYGO) funds. To comply with its Board-adopted Financial Policies, AlexRenew funds at least 15% of the annual CIP with PAYGO funds.

14.3 Alex-Only CIP

Capital projects that are the responsibility of AlexRenew only are funded from General Fund resources and/or using various financing instruments. Costs associated with the Alex-only CIP are detailed below.

14.4 Joint-Use CIP

Capital projects for which AlexRenew and Fairfax County share joint responsibility are funded pay-as-you-go from General Fund resources and/or using various financing instruments. Costs associated with the Joint Use Facilities CIP are detailed below.

14.5 Capital Budget Overview

AlexRenew is proposing a FY2024 capital budget of \$212.5 million and a total 10-year capital budget of \$842.5 million. Based on current project spending projections, the capital spend in FY2024 is expected to be higher than the year prior primarily due the RiverRenew Program.

In addition to RiverRenew, highlights of the FY2024 CIP include:

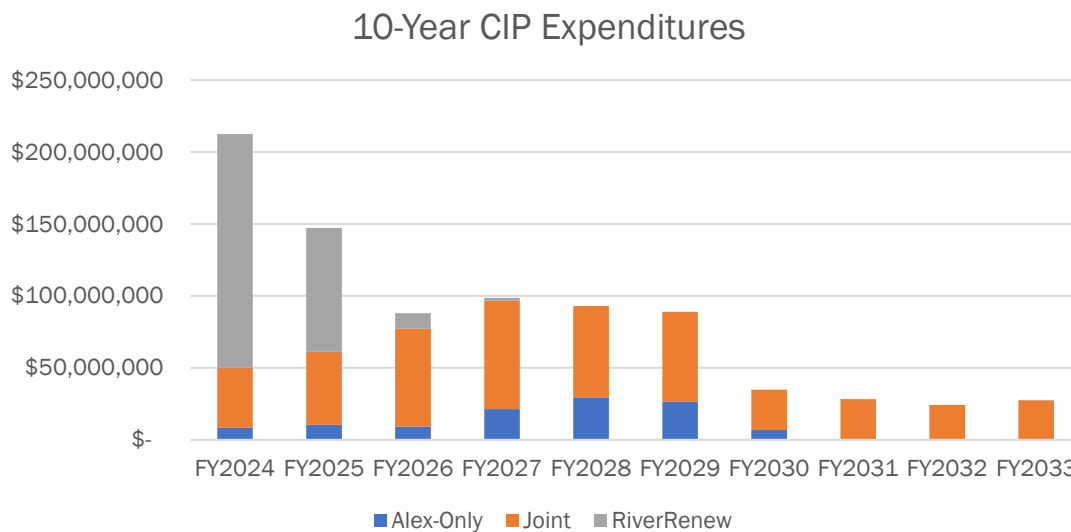
- Funding for City-only projects such as planning and design of the Commonwealth Interceptor Upgrade project
- Continued funding for ongoing Joint CIP projects such as Preliminary/Primary System Upgrades, Information Technology projects, and Solids Master Planning work
- Funding for CIP projects that grew out of IRR work related to the Preliminary Settling Tanks and Secondary Settling Tanks

Highlights of the 10-year plan include:

- Continued funding for the RiverRenew Tunnel Project through 2025
- Continued funding for Preliminary/Primary System Upgrades through 2029
- Continued funding for the Tertiary Upgrade project
- Increased investments for IT systems and infrastructure and care of existing digital assets
- Funding for future Solids Management projects to come from master planning initiative through 2033
- Funding for the Commonwealth Interceptor Upgrade project
- Funding for future rehabilitation projects on Holmes Run Trunk Sewer and Potomac Interceptor
- Continued capital contributions to Arlington County
- Contingency based on overall capital spend

The graph below illustrates the planned capital spending over the 10-year period including the significant increase in capital spend for RiverRenew through 2025.

Figure 14.5.1. Draft Adopted CIP Expenditures – 10-year Forecast



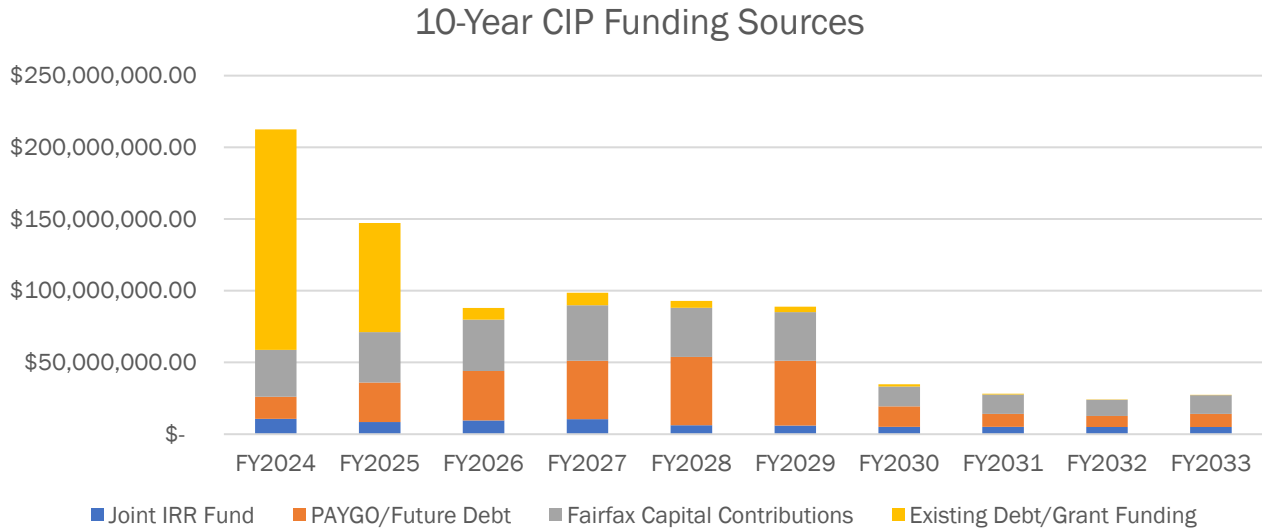
The specific funding sources for the CIP include PAYGO (cash contributions from AlexRenew’s operations and reserves), capital contributions from Fairfax County (which are determined according to negotiated percentages for the relevant project), and debt or grant funding. Per AlexRenew’s Financial Policies, at least 15% of the CIP is funded from PAYGO each fiscal year.

Expected debt and grant funding sources include proceeds from four existing AlexRenew loans – its Series 2017 and Series 2021 Bonds issued through the CWRLF and the Series 2021 WIFIA loan. Additional details on the loans can be found under the detailed Parity Debt Service Fund statement.

The graph on the following page illustrates the planned capital funding sources over the 10-year period including the continued significant debt financing to be utilized to fund the high level of ongoing RiverRenew construction.

The CIP and related funding strategies comply with all relevant AlexRenew financial policies including the required 15% PAYGO funding requirement and sufficient projected net revenues to produce coverage of debt service requirements in excess of the 1.5x policy minimum.

Figure 14.5.2. Draft Adopted CIP Expenditures – 10-year Forecast



The pages to follow provide additional detail on the specific funding levels for each project over each of the next ten fiscal years, as well as a project sheet for each major project detailing the project’s description, justification, benefits, milestones, useful life, and impact to the community.

Table 14.5.1. FY2024 10-year Capital Improvement Program – Summary of Estimated Expenditures and Funding Sources

Summary of Estimated Expenditures	Adopted FY2023	Adopted FY2024	Estimated FY2025	Estimated FY2026	Estimated FY2027	Estimated FY2028	Estimated FY2029	Estimated FY2030	Estimated FY2031	Estimated FY2032	Estimated FY2033	10-year Total
IRR Program												
Alex-only IRR	\$ 0.69	\$ 0.17	\$ 0.17	\$ 0.17	\$ 0.17	\$ 0.17	\$ 0.17	\$ 0.17	\$ 0.17	\$ 0.17	\$ 0.17	\$ 1.66
Joint IRR	\$ 10.33	\$ 10.65	\$ 8.46	\$ 9.57	\$ 10.48	\$ 6.19	\$ 5.95	\$ 5.10	\$ 5.12	\$ 5.00	\$ 5.04	\$ 71.55
IRR Program Subtotal	\$ 6.76	\$ 10.82	\$ 8.62	\$ 9.73	\$ 10.64	\$ 6.36	\$ 6.12	\$ 5.26	\$ 5.28	\$ 5.17	\$ 5.21	\$ 73.21
General CIP												
Alex-only Capital Improvement Projects	\$ 3.48	\$ 8.18	\$ 10.24	\$ 8.86	\$ 21.18	\$ 29.26	\$ 26.26	\$ 6.59	\$ 0.38	\$ 0.38	\$ 0.38	\$ 111.71
Joint Capital Improvement Projects	\$ 37.80	\$ 31.18	\$ 42.29	\$ 58.59	\$ 64.83	\$ 57.29	\$ 56.53	\$ 22.93	\$ 22.51	\$ 18.62	\$ 21.79	\$ 396.56
General CIP Subtotal		\$ 39.37	\$ 52.53	\$ 67.46	\$ 86.01	\$ 86.55	\$ 82.79	\$ 29.52	\$ 22.89	\$ 19.00	\$ 22.17	\$ 508.27
RiverRenew Program												
RiverRenew Program	\$ 123.60	\$ 162.28	\$ 86.00	\$ 10.74	\$ 1.95	\$ -	\$ -	\$ -	\$ -	\$ -	\$ -	\$ 260.98
RiverRenew Subtotal	\$ 123.60	\$ 162.28	\$ 86.00	\$ 10.74	\$ 1.95	\$ -	\$ -	\$ -	\$ -	\$ -	\$ -	\$ 260.98
Total CIP Expenditures	\$ 130.36	\$ 212.46	\$ 147.16	\$ 87.93	\$ 98.60	\$ 92.91	\$ 88.91	\$ 34.79	\$ 28.17	\$ 24.17	\$ 27.38	\$ 842.46

Table 14.5.2. FY2024 10-year Capital Improvement Program – Detailed Expenditures

Projects	Project Total	Prior Years	Adopted FY2024	Estimated FY2025	Estimated FY2026	Estimated FY2027	Estimated FY2028	Estimated FY2029	Estimated FY2030	Estimated FY2031	Estimated FY2032	Estimated FY2033	10-year Total
IRR Program													
Alex-only IRR													
IRR: Campus Wide Projects	\$ 0.24	\$ 0.02	\$ 0.02	\$ 0.02	\$ 0.02	\$ 0.02	\$ 0.02	\$ 0.02	\$ 0.02	\$ 0.02	\$ 0.02	\$ 0.02	\$ 0.22
IRR: Collection System Projects	\$ 1.58	\$ 0.14	\$ 0.14	\$ 0.14	\$ 0.14	\$ 0.14	\$ 0.14	\$ 0.14	\$ 0.14	\$ 0.14	\$ 0.14	\$ 0.14	\$ 1.44
Alex-only IRR Subtotal	\$ 1.82	\$ 0.16	\$ 0.17	\$ 0.17	\$ 0.17	\$ 0.17	\$ 0.17	\$ 0.17	\$ 0.17	\$ 0.17	\$ 0.17	\$ 0.17	\$ 1.66
Joint IRR													
IRR: Campus-Wide Projects	\$ 18.98	\$ 1.18	\$ 2.40	\$ 2.40	\$ 3.00	\$ 5.53	\$ 0.73	\$ 0.74	\$ 0.74	\$ 0.74	\$ 0.75	\$ 0.77	\$ 17.80
IRR: West Campus Projects	\$ 7.75	\$ -	\$ 1.00	\$ 0.75	\$ 0.75	\$ 0.75	\$ 0.75	\$ 0.75	\$ 0.75	\$ 0.75	\$ 0.75	\$ 0.75	\$ 7.75
IRR: Preliminary/Primary Infrastructure	\$ 0.59	\$ 0.08	\$ 0.09	\$ 0.09	\$ 0.09	\$ 0.03	\$ 0.04	\$ 0.04	\$ 0.04	\$ 0.04	\$ 0.04	\$ 0.04	\$ 0.51
IRR: Secondary Infrastructure	\$ 16.74	\$ 1.74	\$ 2.00	\$ 1.00	\$ 1.50	\$ 1.50	\$ 1.50	\$ 1.50	\$ 1.50	\$ 1.50	\$ 1.50	\$ 1.50	\$ 15.00
IRR: Tertiary Infrastructure	\$ 12.08	\$ 2.24	\$ 2.25	\$ 1.76	\$ 1.78	\$ 0.68	\$ 0.70	\$ 0.45	\$ 0.60	\$ 0.61	\$ 0.50	\$ 0.51	\$ 9.84
IRR: Solids Infrastructure	\$ 11.00	\$ 1.00	\$ 1.00	\$ 1.00	\$ 1.00	\$ 1.00	\$ 1.00	\$ 1.00	\$ 1.00	\$ 1.00	\$ 1.00	\$ 1.00	\$ 10.00
IRR: Odor Control System	\$ 2.50	\$ -	\$ -	\$ -	\$ -	\$ 0.50	\$ 1.00	\$ 1.00	\$ -	\$ -	\$ -	\$ -	\$ 2.50
IRR: WRRF Safety and Security	\$ 3.46	\$ -	\$ 1.05	\$ 1.03	\$ 1.03	\$ 0.05	\$ 0.05	\$ 0.05	\$ 0.05	\$ 0.05	\$ 0.05	\$ 0.05	\$ 3.46
IRR: Collection System Projects	\$ 0.17	\$ 0.02	\$ 0.02	\$ 0.02	\$ 0.02	\$ 0.02	\$ 0.02	\$ 0.02	\$ 0.02	\$ 0.02	\$ 0.02	\$ 0.02	\$ 0.15
IRR: Building Exteriors	\$ 1.40	\$ -	\$ 0.50	\$ 0.10	\$ 0.10	\$ 0.10	\$ 0.10	\$ 0.10	\$ 0.10	\$ 0.10	\$ 0.10	\$ 0.10	\$ 1.40
IRR: Compliance Laboratory	\$ 0.19	\$ 0.05	\$ 0.05	\$ 0.01	\$ 0.01	\$ 0.01	\$ 0.01	\$ 0.01	\$ 0.01	\$ 0.01	\$ 0.01	\$ 0.01	\$ 0.14
IRR: Information Technology Projects	\$ 3.30	\$ 0.30	\$ 0.30	\$ 0.30	\$ 0.30	\$ 0.30	\$ 0.30	\$ 0.30	\$ 0.30	\$ 0.30	\$ 0.30	\$ 0.30	\$ 3.00
Joint IRR Subtotal	\$ 78.15	\$ 6.60	\$ 10.65	\$ 8.46	\$ 9.57	\$ 10.48	\$ 6.19	\$ 5.95	\$ 5.10	\$ 5.12	\$ 5.00	\$ 5.04	\$ 71.55
IRR Program Total	\$ 79.97	\$ 6.76	\$ 10.82	\$ 8.62	\$ 9.73	\$ 10.64	\$ 6.36	\$ 6.12	\$ 5.26	\$ 5.28	\$ 5.17	\$ 5.21	\$ 73.21
General CIP													
Alex-only Capital Improvement Projects													
Billing and Customer Information System	\$ 2.34	\$ 1.00	\$ 0.84	\$ 0.50	\$ -	\$ -	\$ -	\$ -	\$ -	\$ -	\$ -	\$ -	\$ 1.34
Commonwealth Interceptor Upgrade Project	\$ 72.50	\$ 2.90	\$ 3.20	\$ 3.90	\$ 2.50	\$ 12.00	\$ 20.00	\$ 22.00	\$ 6.00	\$ -	\$ -	\$ -	\$ 69.60
Potomac Interceptor Rehabilitation	\$ 14.09	\$ -	\$ -	\$ 0.43	\$ 1.00	\$ 3.46	\$ 5.80	\$ 3.40	\$ -	\$ -	\$ -	\$ -	\$ 14.09
Potomac Yard Trunk Sewer Condition Assessment	\$ 0.40	\$ -	\$ -	\$ -	\$ -	\$ 0.40	\$ -	\$ -	\$ -	\$ -	\$ -	\$ -	\$ 0.40
Four Mile Run Pump Station Modifications	\$ 0.76	\$ 0.16	\$ 0.60	\$ -	\$ -	\$ -	\$ -	\$ -	\$ -	\$ -	\$ -	\$ -	\$ 0.60
Innovation District Pumping Station Start-up Support	\$ 0.55	\$ 0.30	\$ 0.25	\$ -	\$ -	\$ -	\$ -	\$ -	\$ -	\$ -	\$ -	\$ -	\$ 0.25
Pump Stations/Service Chambers Condition Assessment	\$ 0.15	\$ -	\$ -	\$ 0.15	\$ -	\$ -	\$ -	\$ -	\$ -	\$ -	\$ -	\$ -	\$ 0.15
COA 4 MGD WRRF Expansion Facility Plan	\$ 2.00	\$ -	\$ -	\$ -	\$ -	\$ 1.00	\$ 1.00	\$ -	\$ -	\$ -	\$ -	\$ -	\$ 2.00
NMF Wet Well Study and Preliminary Design	\$ 0.30	\$ -	\$ -	\$ -	\$ -	\$ -	\$ -	\$ 0.10	\$ 0.20	\$ -	\$ -	\$ -	\$ 0.30
Arlington County Capital Contributions	\$ 20.45	\$ 1.61	\$ 2.54	\$ 4.93	\$ 5.00	\$ 3.67	\$ 1.62	\$ 0.25	\$ 0.21	\$ 0.21	\$ 0.21	\$ 0.21	\$ 18.83
Capital Financing Fees	\$ 2.05	\$ 0.25	\$ 0.25	\$ 0.25	\$ 0.25	\$ 0.15	\$ 0.15	\$ 0.15	\$ 0.15	\$ 0.15	\$ 0.15	\$ 0.15	\$ 1.80
Contingency on Alex-Only Funding	\$ 2.35	\$ -	\$ 0.51	\$ 0.07	\$ 0.12	\$ 0.50	\$ 0.70	\$ 0.37	\$ 0.04	\$ 0.02	\$ 0.02	\$ 0.02	\$ 2.35
Alex-only Capital Improvement Projects Subtotal	\$ 117.93	\$ 6.22	\$ 8.18	\$ 10.24	\$ 8.86	\$ 21.18	\$ 29.26	\$ 26.26	\$ 6.59	\$ 0.38	\$ 0.38	\$ 0.38	\$ 111.71

Table 14.5.2. FY24 10-year Capital Improvement Program – Detailed Expenditures (continued)

Projects	Project Total	Prior Years	Adopted FY2024	Estimated FY2025	Estimated FY2026	Estimated FY2027	Estimated FY2028	Estimated FY2029	Estimated FY2030	Estimated FY2031	Estimated FY2032	Estimated FY2033	10-year Total
Joint Capital Improvement Projects													
Holmes Run Trunk Sewer Rehabilitation	\$ 12.30	\$ -	\$ -	\$ 0.50	\$ 0.90	\$ 0.90	\$ 4.80	\$ 5.20	\$ -	\$ -	\$ -	\$ -	\$ 12.30
WRRF HVAC System Upgrade	\$ 1.10	\$ -	\$ -	\$ -	\$ -	\$ 0.05	\$ 0.05	\$ 0.50	\$ 0.50	\$ -	\$ -	\$ -	\$ 1.10
Campus-wide Electrical Upgrade Sub-Program	\$ 14.99	\$ -	\$ -	\$ -	\$ 0.78	\$ 3.33	\$ 3.28	\$ 4.30	\$ 2.65	\$ 0.65	\$ -	\$ -	\$ 14.99
Centrate Pretreatment Facility Improvements	\$ 19.90	\$ -	\$ 0.50	\$ 5.20	\$ 7.00	\$ 6.00	\$ 0.20	\$ 0.20	\$ 0.20	\$ 0.20	\$ 0.20	\$ 0.20	\$ 19.90
Centrifuge Upgrade Project	\$ 15.11	\$ -	\$ 0.50	\$ 2.92	\$ -	\$ 2.92	\$ -	\$ 2.92	\$ -	\$ 2.92	\$ -	\$ 2.92	\$ 15.11
Tertiary Upgrades	\$ 37.22	\$ 0.22	\$ 1.00	\$ 3.00	\$ 11.00	\$ 10.80	\$ 8.20	\$ 3.00	\$ -	\$ -	\$ -	\$ -	\$ 37.00
Plant Effluent Water (W3) System Improvements	\$ 4.14	\$ 0.40	\$ 1.03	\$ 0.91	\$ 1.74	\$ -	\$ 0.03	\$ -	\$ -	\$ -	\$ 0.04	\$ -	\$ 3.74
HMI Upgrade	\$ 4.26	\$ 1.60	\$ 1.88	\$ 0.78	\$ -	\$ -	\$ -	\$ -	\$ -	\$ -	\$ -	\$ -	\$ 2.66
Information Technology Projects	\$ 30.40	\$ 9.50	\$ 7.00	\$ 2.40	\$ 2.45	\$ 2.15	\$ 1.15	\$ 1.15	\$ 1.15	\$ 1.15	\$ 1.15	\$ 1.15	\$ 20.90
Main Campus Galleries Improvements	\$ 1.30	\$ -	\$ -	\$ -	\$ -	\$ -	\$ 0.50	\$ 0.50	\$ 0.30	\$ -	\$ -	\$ -	\$ 1.30
Preliminary/Primary System Upgrades	\$ 81.65	\$ 1.25	\$ 3.00	\$ 7.00	\$ 17.60	\$ 17.60	\$ 17.60	\$ 17.60	\$ -	\$ -	\$ -	\$ -	\$ 80.40
Primary Settling Tank Rehabilitation	\$ 5.38	\$ 3.38	\$ 2.00	\$ -	\$ -	\$ -	\$ -	\$ -	\$ -	\$ -	\$ -	\$ -	\$ 2.00
Reclaimed Water System Upgrade	\$ 2.11	\$ -	\$ 0.16	\$ 0.95	\$ 1.00	\$ -	\$ -	\$ -	\$ -	\$ -	\$ -	\$ -	\$ 2.11
Solids Process Upgrades	\$ 115.11	\$ 1.11	\$ 4.00	\$ 5.00	\$ 5.00	\$ 10.00	\$ 15.00	\$ 15.00	\$ 15.00	\$ 15.00	\$ 15.00	\$ 15.00	\$ 114.00
Plantwide Sump/Drain System Updates	\$ 4.20	\$ -	\$ 0.20	\$ 0.50	\$ 0.50	\$ 3.00	\$ -	\$ -	\$ -	\$ -	\$ -	\$ -	\$ 4.20
Plantwide Chemical System Updates	\$ 1.50	\$ -	\$ 0.50	\$ 0.50	\$ 0.50	\$ -	\$ -	\$ -	\$ -	\$ -	\$ -	\$ -	\$ 1.50
Power Distribution Monitors	\$ 0.42	\$ -	\$ 0.15	\$ 0.03	\$ 0.03	\$ 0.03	\$ 0.03	\$ 0.03	\$ 0.03	\$ 0.03	\$ 0.03	\$ 0.03	\$ 0.42
Warehouse and Inventory Upgrade	\$ 5.00	\$ -	\$ 1.50	\$ 2.00	\$ 1.50	\$ -	\$ -	\$ -	\$ -	\$ -	\$ -	\$ -	\$ 5.00
Secondary Settling Tanks Refurbishment	\$ 4.00	\$ -	\$ 2.00	\$ 2.00	\$ -	\$ -	\$ -	\$ -	\$ -	\$ -	\$ -	\$ -	\$ 4.00
Security Services During Construction	\$ 3.00	\$ 1.35	\$ 0.55	\$ 0.55	\$ 0.55	\$ -	\$ -	\$ -	\$ -	\$ -	\$ -	\$ -	\$ 1.65
South Carlyle Partnership	\$ 1.10	\$ -	\$ -	\$ -	\$ 0.20	\$ 0.30	\$ 0.30	\$ 0.30	\$ -	\$ -	\$ -	\$ -	\$ 1.10
Environmental Center 5th Floor Build-out	\$ 4.00	\$ -	\$ 1.00	\$ 2.00	\$ 1.00	\$ -	\$ -	\$ -	\$ -	\$ -	\$ -	\$ -	\$ 4.00
Environmental Center Lobby Upgrades	\$ 0.50	\$ -	\$ -	\$ 0.50	\$ -	\$ -	\$ -	\$ -	\$ -	\$ -	\$ -	\$ -	\$ 0.50
Regulatory Analyses	\$ 1.03	\$ -	\$ 0.18	\$ 0.40	\$ 0.10	\$ 0.05	\$ 0.05	\$ 0.05	\$ 0.05	\$ 0.05	\$ 0.05	\$ 0.05	\$ 1.03
Resiliency Initiatives	\$ 2.25	\$ -	\$ 0.24	\$ 0.49	\$ 0.15	\$ 0.45	\$ 0.33	\$ 0.10	\$ 0.50	\$ -	\$ -	\$ -	\$ 2.25
Stormwater System Upgrades	\$ 0.85	\$ -	\$ -	\$ 0.05	\$ 0.40	\$ 0.40	\$ -	\$ -	\$ -	\$ -	\$ -	\$ -	\$ 0.85
Contingency on Joint Funding	\$ 42.56	\$ -	\$ 3.80	\$ 4.61	\$ 6.20	\$ 6.85	\$ 5.77	\$ 5.68	\$ 2.55	\$ 2.51	\$ 2.15	\$ 2.44	\$ 42.56
Joint Capital Improvement Projects Subtotal	\$ 415.37	\$ 18.82	\$ 31.18	\$ 42.29	\$ 58.59	\$ 64.83	\$ 57.29	\$ 56.53	\$ 22.93	\$ 22.51	\$ 18.62	\$ 21.79	\$ 396.56
General CIP Total	\$ 533.31	\$ 25.04	\$ 39.37	\$ 52.53	\$ 67.46	\$ 86.01	\$ 86.55	\$ 82.79	\$ 29.52	\$ 22.89	\$ 19.00	\$ 22.17	\$ 508.27
RiverRenew Tunnel Project													
RiverRenew Tunnel Project - Alex Only	\$ 235.19	\$ 143.12	\$ 69.74	\$ 21.92	\$ 0.41	\$ -	\$ -	\$ -	\$ -	\$ -	\$ -	\$ -	\$ 92.07
RiverRenew Tunnel Project - Joint	\$ 383.50	\$ 214.60	\$ 92.54	\$ 64.08	\$ 10.33	\$ 1.95	\$ -	\$ -	\$ -	\$ -	\$ -	\$ -	\$ 168.90
RiverRenew Tunnel Project Total	\$ 618.69	\$ 357.71	\$ 162.28	\$ 86.00	\$ 10.74	\$ 1.95	\$ -	\$ -	\$ -	\$ -	\$ -	\$ -	\$ 260.98
ALEXRENEW CIP Total	\$ 1,231.97	\$ 389.51	\$ 212.46	\$ 147.16	\$ 87.93	\$ 98.60	\$ 92.91	\$ 88.91	\$ 34.79	\$ 28.17	\$ 24.17	\$ 27.38	\$ 842.46

IRR: Campus Wide Projects (Alex Only)												
Managing Department		Project Location				Program and Project Category			Estimated Useful Life			Lifetime Budget
Various		Various				Improvement, Rehab., & Replacement (IRR) <input checked="" type="radio"/> Alex Only <input type="radio"/> Joint Use			Various			N/A
												Grant/Debt Funded?
												No
Expenditure	Prior Years*	FY 2024	FY 2025	FY 2026	FY 2027	FY 2028	FY 2029	FY 2030	FY 2031	FY 2032	FY 2033	10 Yr. Total
Total	\$22,000	\$22,000	\$22,000	\$22,000	\$22,000	\$22,000	\$22,000	\$22,000	\$22,000	\$22,000	\$22,000	\$220,000
Financing												
AlexRenew	\$22,000	\$22,000	\$22,000	\$22,000	\$22,000	\$22,000	\$22,000	\$22,000	\$22,000	\$22,000	\$22,000	\$220,000
Fairfax	-	-	-	-	-	-	-	-	-	-	-	-
Project Description and Justification												
Purpose: To improve, renew and/or replace Alexandria-only infrastructure, equipment, and systems. Background: This subprogram covers Alexandria-only projects campus wide. Project Components: TBD. May include the Environmental Center lobby including displays, aquarium, customer service area, and any information technology (IT) projects designated as Alexandria-only. Procurement Method: TBD, varies as appropriate												
Benefits						Strategic Outcome Area						
<ul style="list-style-type: none"> Improved reliability and operation of the EC and WRRF 						Operational Excellence						
Key Milestones for FY 2024						Impact on Operations or Community						
<ul style="list-style-type: none"> Replacement/repair of Alex-only infrastructure, equipment, and systems. 						<ul style="list-style-type: none"> Reduce future O&M costs and renew existing assets 						
External or Internal Adopted Plan or Recommendation						Changes from Prior Year CIP						
<ul style="list-style-type: none"> None 						<ul style="list-style-type: none"> None 						

IRR: Collection System Projects (Alex-Only)												
Managing Department		Project Location				Program and Project Category			Estimated Useful Life			Lifetime Budget
Operations & Maintenance		Various				Improvement, Rehab., & Replacement (IRR) <input checked="" type="radio"/> Alex Only <input type="radio"/> Joint Use			20-50 years			N/A
												Grant/Debt Funded?
												Undetermined
Expenditure	Prior Years*	FY 2024	FY 2025	FY 2026	FY 2027	FY 2028	FY 2029	FY 2030	FY 2031	FY 2032	FY 2033	10 Yr. Total
Total	\$144,000	\$144,000	\$144,000	\$144,000	\$144,000	\$144,000	\$144,000	\$144,000	\$144,000	\$144,000	\$144,000	\$1,440,000
Financing												
AlexRenew	\$144,000	\$144,000	\$144,000	\$144,000	\$144,000	\$144,000	\$144,000	\$144,000	\$144,000	\$144,000	\$144,000	\$1,440,000
Fairfax	-	-	-	-	-	-	-	-	-	-	-	-
Project Description and Justification												
Purpose: To improve, rehabilitate, and/or replace Alexandria-only collection system assets such as interceptors and trunk sewers. Background: This subprogram covers all improvement, rehabilitation and replacement projects associated with the pump stations, service chambers, and outfalls that are for City only use. Project Components: TBD Procurement Method: TBD												
Benefits						Strategic Outcome Area						
<ul style="list-style-type: none"> Full redundancy and reliability of all assets 						Operational Excellence						
Key Milestones for FY 2024						Impact on Operations or Community						
<ul style="list-style-type: none"> N/A 						<ul style="list-style-type: none"> Coordination with O&M for all scheduled work 						
External or Internal Adopted Plan or Recommendation						Changes from Prior Year CIP						
<ul style="list-style-type: none"> N/A 						<ul style="list-style-type: none"> None 						

IRR Campus-Wide Projects (Joint Use)												
Managing Department		Project Location				Program and Project Category			Estimated Useful Life			Lifetime Budget
Various		Main and West Campus				Improvement, Rehab., & Replacement (IRR) <input type="radio"/> Alex Only <input checked="" type="radio"/> Joint Use			4 years for Odor Media; 6 years for Cranes; 10 years for Vehicles; 10 years for NMF media; 15 years for odor scrubber and piping			N/A
												Grant/Debt Funded?
												No
Expenditure	Prior Years*	FY 2024	FY 2025	FY 2026	FY 2027	FY 2028	FY 2029	FY 2030	FY 2031	FY 2032	FY 2033	10 Yr. Total
Total	\$1,178,756	\$2,400,000	\$2,400,000	\$3,000,000	\$5,530,000	\$734,516	\$737,361	\$740,235	\$743,137	\$746,068	\$768,450	\$17,799,767
Financing												
AlexRenew	\$471,502	\$960,000	\$960,000	\$1,200,000	\$2,212,000	\$293,806	\$294,944	\$296,094	\$297,255	\$298,427	\$307,380	\$7,119,907
Fairfax	\$707,254	\$1,440,000	\$1,440,000	\$1,800,000	\$3,318,000	\$440,710	\$442,417	\$444,141	\$445,882	\$447,641	\$461,070	\$10,679,860
Project Description and Justification												
Purpose:	To improve, renew, and/or replace non-process infrastructure, equipment, and systems across campus.											
Background:	Non-process infrastructure, equipment, and systems (e.g., HVAC systems, vehicles etc.) are needed to support AlexRenew's mission. This subprogram covers all IRR projects associated with non-process infrastructure, equipment, and systems across campus.											
Project Components:	TBD. May include: vehicles, HVAC systems, reclaimed water system, sump drain system, electrical equipment etc.											
Procurement Method:	TBD											
Benefits						Strategic Outcome Area						
<ul style="list-style-type: none"> Improve reliability and efficiency of non-process infrastructure, equipment, and systems campus wide. 						Operational Excellence						
Key Milestones for FY 2024						Impact on Operations or Community						
<ul style="list-style-type: none"> Replace vehicles Repair irrigation system 						<ul style="list-style-type: none"> Maintain reliability of non-process systems 						
External or Internal Adopted Plan or Recommendation						Changes from Prior Year CIP						
<ul style="list-style-type: none"> None. 						<ul style="list-style-type: none"> Budget modifications 						

IRR: West Campus Projects

Managing Department		Project Location				Program and Project Category			Estimated Useful Life			Lifetime Budget
Operations & Maintenance		Environmental Center				Improvement, Rehab., & Replacement (IRR)			Various			N/A
						○ Alex Only						Grant/Debt Funded?
						● Joint Use		No				
Expenditure	Prior Years*	FY 2024	FY 2025	FY 2026	FY 2027	FY 2028	FY 2029	FY 2030	FY 2031	FY 2032	FY 2033	10 Yr. Total
Total	\$0	\$1,000,000	\$750,000	\$750,000	\$750,000	\$750,000	\$750,000	\$750,000	\$750,000	\$750,000	\$750,000	\$7,750,000
Financing												
AlexRenew	\$0	\$510,000	\$382,500	\$382,500	\$382,500	\$382,500	\$382,500	\$382,500	\$382,500	\$382,500	\$382,500	\$3,952,500
Fairfax	\$0	\$490,000	\$367,500	\$367,500	\$367,500	\$367,500	\$367,500	\$367,500	\$367,500	\$367,500	\$367,500	\$3,797,500
Project Description and Justification												
<p>Purpose: To maintain the full functionality of the Environmental Center (EC).</p> <p>Background: This subprogram covers all improvement, rehabilitation, and replacement projects associated with non-process facilities work at the EC.</p> <p>Project Components: TBD. May include fountain, landscaping, bio-wall, lighting, garage, doors, roads, sidewalks etc.</p> <p>Procurement Method: TBD, varies as appropriate.</p>												
Benefits						Strategic Outcome Area						
<ul style="list-style-type: none"> Maintain reliability and efficiency of EC infrastructure and equipment. 						Operational Excellence						
Key Milestones for FY 2024						Impact on Operations or Community						
<ul style="list-style-type: none"> Fountain maintenance 						<ul style="list-style-type: none"> Maintain operability of the EC. 						
External or Internal Adopted Plan or Recommendation						Changes from Prior Year CIP						
<ul style="list-style-type: none"> None 						<ul style="list-style-type: none"> New IRR category 						

IRR: Preliminary/Primary Infrastructure												
Managing Department		Project Location				Program and Project Category			Estimated Useful Life			Lifetime Budget
Operations & Maintenance		WRRF				Improvement, Rehab., & Replacement (IRR) <input type="radio"/> Alex Only <input checked="" type="radio"/> Joint Use			Varies			N/A
												Grant/Debt Funded?
												No
Expenditure	Prior Years*	FY 2024	FY 2025	FY 2026	FY 2027	FY 2028	FY 2029	FY 2030	FY 2031	FY 2032	FY 2033	10 Yr. Total
Total	\$80,000	\$85,648	\$86,504	\$87,370	\$34,948	\$35,297	\$36,000	\$36,007	\$36,367	\$36,731	\$37,098	\$511,970
Financing												
AlexRenew	\$32,000	\$34,259	\$34,602	\$34,948	\$13,979	\$14,119	\$14,400	\$14,403	\$14,547	\$14,692	\$14,839	\$204,788
Fairfax	\$48,000	\$51,389	\$51,902	\$52,422	\$20,969	\$21,178	\$21,600	\$21,604	\$21,820	\$22,038	\$22,259	\$307,182
Project Description and Justification												
Purpose: To improve, renew and/or replace components of the preliminary and primary treatment systems. Background: AlexRenew's preliminary and primary systems are the first stages of treatment at the WRRF. This subprogram covers all IRR projects associated with the preliminary and primary systems. Project Components: TBD. May include, but is not limited to pumps, motors, screens, grit handling, settling tanks, and instrumentation. Procurement Method: TBD												
Benefits						Strategic Outcome Area						
<ul style="list-style-type: none"> Maintain reliability and performance of the preliminary/primary systems. 						Operational Excellence						
Key Milestones for FY 2024						Impact on Operations or Community						
<ul style="list-style-type: none"> Replacement or repair of process instruments. 						<ul style="list-style-type: none"> Maintains equipment availability and reliability Facilitates ease of operation Facilitates permit compliance 						
External or Internal Adopted Plan or Recommendation						Changes from Prior Year CIP						
<ul style="list-style-type: none"> None. 						<ul style="list-style-type: none"> None. 						

IRR: Secondary Infrastructure												
Managing Department		Project Location				Program and Project Category			Estimated Useful Life			Lifetime Budget
Operations & Maintenance		BRBs, NMF, SSTs				Improvement, Rehab., & Replacement (IRR) <input type="radio"/> Alex Only <input checked="" type="radio"/> Joint Use			20 years			\$16,737,099
												Grant/Debt Funded?
												No
Expenditure	Prior Years*	FY 2024	FY 2025	FY 2026	FY 2027	FY 2028	FY 2029	FY 2030	FY 2031	FY 2032	FY 2033	10 Yr. Total
Total	\$1,737,099	\$2,000,000	\$1,000,000	\$1,500,000	\$1,500,000	\$1,500,000	\$1,500,000	\$1,500,000	\$1,500,000	\$1,500,000	\$1,500,000	\$15,000,000
Financing												
AlexRenew	\$694,840	\$800,000	\$400,000	\$600,000	\$600,000	\$600,000	\$600,000	\$600,000	\$600,000	\$600,000	\$600,000	\$6,000,000
Fairfax	\$1,042,259	\$1,200,000	\$600,000	\$900,000	\$900,000	\$900,000	\$900,000	\$900,000	\$900,000	\$900,000	\$900,000	\$9,000,000
Project Description and Justification												
Purpose:	To improve, renew and/or replace components of the secondary treatment system to ensure efficient and effective treatment.											
Background:	AlexRenew's secondary treatment infrastructure is comprised of several processes such as biological reactor basins (BRBs), a nutrient management facility (NMF), and secondary settling tanks (SSTs). This subprogram covers all IRR projects associated with the WRRF's secondary treatment systems.											
Project Components:	TBD. May include: BRB AUMA actuators, NMF actuators, BRB mixers, VFDs, motors, pumps, and/or instrumentation.											
Procurement Method:	TBD											
Benefits						Strategic Outcome Area						
<ul style="list-style-type: none"> Maintain reliability and performance of the preliminary/primary systems. 						Operational Excellence						
Key Milestones for FY 2024						Impact on Operations or Community						
<ul style="list-style-type: none"> Replace BRB mixers and instruments 						<ul style="list-style-type: none"> Maintains equipment availability and reliability Facilitates ease of operation Facilitates permit compliance 						
External or Internal Adopted Plan or Recommendation						Changes from Prior Year CIP						
<ul style="list-style-type: none"> Risk Review of Processes and Assets, Risk Review Assessment (BOA WA2-2019-3, Task 4) 						<ul style="list-style-type: none"> Funding modifications 						

IRR: Tertiary Infrastructure													
Managing Department			Project Location				Program and Project Category			Estimated Useful Life			Lifetime Budget
Operations & Maintenance			WRRF				Improvement, Rehab., & Replacement (IRR) <input type="radio"/> Alex Only <input checked="" type="radio"/> Joint Use			6 years for UV system parts Yearly for probes 10 years for >100 Hp motors 10 years for Inter. PS pumps 10 years for VFD replacements			\$12,087,080
													Grant/Debt Funded?
													No
Expenditure	Prior Years*	FY 2024	FY 2025	FY 2026	FY 2027	FY 2028	FY 2029	FY 2030	FY 2031	FY 2032	FY 2033	10 Yr. Total	
Total	\$2,245,700	\$2,252,100	\$1,763,900	\$1,776,000	\$683,500	\$696,400	\$453,700	\$597,400	\$611,500	\$496,000	\$510,880	\$9,841,380	
Financing													
AlexRenew	\$898,280	\$900,840	\$705,560	\$710,400	\$273,400	\$278,560	\$181,480	\$238,960	\$244,600	\$198,400	\$204,352	\$3,936,552	
Fairfax	\$1,347,420	\$1,351,260	\$1,058,340	\$1,065,600	\$410,100	\$417,840	\$272,220	\$358,440	\$366,900	\$297,600	\$306,528	\$5,904,828	
Project Description and Justification													
Purpose: To improve, renew and/or replace components of the WRRF's tertiary treatment process. Background: AlexRenew's tertiary treatment infrastructure is comprised of several processes such as filters, tertiary setting tanks, and UV disinfection. This subprogram covers all improvement, rehabilitation and replacement projects associated with the tertiary treatment facilities. Project Components: TBD. May include: instruments, probes, motors, pumps, VFDs. Procurement Method: TBD													
Benefits						Strategic Outcome Area							
<ul style="list-style-type: none"> Maintain reliability and performance of the tertiary systems. 						Operational Excellence							
Key Milestones for FY 2024						Impact on Operations or Community							
<ul style="list-style-type: none"> Evaluate and replace equipment of concern. 						<ul style="list-style-type: none"> Maintains equipment availability and reliability Facilitates ease of operation Facilitates permit compliance 							
External or Internal Adopted Plan or Recommendation						Changes from Prior Year CIP							
<ul style="list-style-type: none"> Risk Review of Processes and Assets, Risk Review Assessment (BOA WA2- 2019-3, Task 4) 						<ul style="list-style-type: none"> Budget modifications 							

IRR: Solids Infrastructure												
Managing Department			Project Location			Program and Project Category			Estimated Useful Life			Lifetime Budget
Operations & Maintenance			WRRF			Improvement, Rehab., & Replacement (IRR) <input type="radio"/> Alex Only <input checked="" type="radio"/> Joint Use			Yearly for probes 2 years for screen presses 12 years for heat exchanger actuators 10 years for >100 hp motors			N/A
												Grant/Debt Funded?
												No
Expenditure	Prior Years*	FY 2024	FY 2025	FY 2026	FY 2027	FY 2028	FY 2029	FY 2030	FY 2031	FY 2032	FY 2033	10 Yr. Total
Total	\$1,000,000	\$1,000,000	\$1,000,000	\$1,000,000	\$1,000,000	\$1,000,000	\$1,000,000	\$1,000,000	\$1,000,000	\$1,000,000	\$1,000,000	\$10,000,000
Financing												
AlexRenew	\$400,000	\$400,000	\$400,000	\$400,000	\$400,000	\$400,000	\$400,000	\$400,000	\$400,000	\$400,000	\$400,000	\$4,000,000
Fairfax	\$600,000	\$600,000	\$600,000	\$600,000	\$600,000	\$600,000	\$600,000	\$600,000	\$600,000	\$600,000	\$600,000	\$6,000,000
Project Description and Justification												
Purpose: To improve, renew and/or replace components of the solids treatment process. Background: AlexRenew's solids treatment infrastructure is comprised of several processes such as mechanical thickening and dewatering, gravity thickening, digestion etc. This subprogram covers all improvement, rehabilitation and replacement projects associated with the solids processing. Project Components: TBD. May include: actuators, motors, screen presses, pumps, probes and instrumentation. Procurement Method: TBD												
Benefits						Strategic Outcome Area						
<ul style="list-style-type: none"> Maintain reliability and performance of the solids systems. 						Operational Excellence						
Key Milestones for FY 2024						Impact on Operations or Community						
<ul style="list-style-type: none"> Digester repair and cleaning. Flare repairs. 						<ul style="list-style-type: none"> Maintains equipment availability and reliability Facilitates ease of operation Facilitates permit compliance 						
External or Internal Adopted Plan or Recommendation						Changes from Prior Year CIP						
<ul style="list-style-type: none"> Risk Review of Processes and Assets, Risk Review Assessment (BOA WA2 2019-3, Task 4) 						<ul style="list-style-type: none"> None. 						

IRR: Odor Control System												
Managing Department		Project Location				Program and Project Category			Estimated Useful Life			Lifetime Budget
Engineering		WRRF				WRRF Improvements <input type="radio"/> Alex Only <input checked="" type="radio"/> Joint Use			TBD			\$2,500,000
												Grant/Debt Funded?
												No
Expenditure	Prior Years*	FY 2024	FY 2025	FY 2026	FY 2027	FY 2028	FY 2029	FY 2030	FY 2031	FY 2032	FY 2033	10 Yr. Total
Total	\$0	\$0	\$0	\$0	\$500,000	\$1,000,000	\$1,000,000	\$0	\$0	\$0	\$0	\$2,500,000
Financing												
AlexRenew	\$0	\$0	\$0	\$0	\$200,000	\$400,000	\$400,000	\$0	\$0	\$0	\$0	\$1,000,000
Fairfax	\$0	\$0	\$0	\$0	\$300,000	\$600,000	\$600,000	\$0	\$0	\$0	\$0	\$1,500,000
Project Description and Justification												
Purpose:	To improve, renew and/or replace the existing WRRF odor control system/system components.											
Background:	AlexRenew maintains an odor control system to collect and treat process generated odors. This subprogram covers IRR work related to the odor control system. The current system is aging. A study is planned for FY2025 to assess the odor control system and identify improvements to ensure continued system performance. Recommended improvements are expected to be implemented in FY28-29 and will consider RiverRenew needs.											
Project Components:	TBD. Study will analyze entire odor control system (confirm air loads/ventilation rates) and may include updating the dispersion modeling and recommendations to re-balance the entire system.											
Procurement Method:	TBD											
Benefits						Strategic Outcome Area						
• Maintains odor control system performance.						Public Engagement and Trust						
Key Milestones for FY 2024						Impact on Operations or Community						
• N/A						• Maintenance of established odor levles/environment.						
External or Internal Adopted Plan or Recommendation						Changes from Prior Year CIP						
• N/A						• Study start moved to FY27						

IRR: Safety and Security (Joint Use)

Managing Department		Project Location				Program and Project Category			Estimated Useful Life			Lifetime Budget
Human Resources		Various				WRRF Improvements <input type="radio"/> Alex Only <input checked="" type="radio"/> Joint Use			N/A			\$3,460,000
												Grant/Debt Funded?
												No
Expenditure	Prior Years*	FY 2024	FY 2025	FY 2026	FY 2027	FY 2028	FY 2029	FY 2030	FY 2031	FY 2032	FY 2033	10 Yr. Total
Total	\$0	\$1,050,000	\$1,030,000	\$1,030,000	\$50,000	\$50,000	\$50,000	\$50,000	\$50,000	\$50,000	\$50,000	\$3,460,000
Financing												
AlexRenew	\$0	\$420,000	\$412,000	\$412,000	\$20,000	\$20,000	\$20,000	\$20,000	\$20,000	\$20,000	\$20,000	\$1,384,000
Fairfax	\$0	\$630,000	\$618,000	\$618,000	\$30,000	\$30,000	\$30,000	\$30,000	\$30,000	\$30,000	\$30,000	\$2,076,000
Project Description and Justification												
<p>Purpose: To continuously improve the overall safety and security of AlexRenew Employees, Vendors, Contractors, and visitors at the Plant.</p> <p>Background: The AlexRenew safety committee conducts monthly inspections around the campus and provides recommendations to enhance safety and security. This subprogram covers the implementation of measures essential to the overall safety and security of staff and visitors.</p> <p>Project Components: TBD: May include engineering studies, fire panels, cameras.</p> <p>Procurement Method: Varies as needed</p>												
Benefits						Strategic Outcome Area						
<ul style="list-style-type: none"> Enhanced safety and well-being of staff Fewer reportable injuries at worksite Lower workers compensation Site security to prevent theft, unauthorized access etc. 						Operational Excellence						
Key Milestones for FY 2024						Impact on Operations or Community						
<ul style="list-style-type: none"> Fire Protection Assessment & Upgrade Implement safety recommendations 						<ul style="list-style-type: none"> A safe and secure campus and staff 						
External or Internal Adopted Plan or Recommendation						Changes from Prior Year CIP						
<ul style="list-style-type: none"> N/A 						<ul style="list-style-type: none"> N/A 						

IRR: Collection System Projects												
Managing Department		Project Location				Program and Project Category			Estimated Useful Life			Lifetime Budget
Operations & Maintenance		Various				Improvement, Rehab., & Replacement (IRR) <input type="radio"/> Alex Only <input checked="" type="radio"/> Joint Use			20-50 years			N/A
												Grant/Debt Funded?
												No
Expenditure	Prior Years*	FY 2024	FY 2025	FY 2026	FY 2027	FY 2028	FY 2029	FY 2030	FY 2031	FY 2032	FY 2033	10 Yr. Total
Total	\$15,000	\$15,000	\$15,000	\$15,000	\$15,000	\$15,000	\$15,000	\$15,000	\$15,000	\$15,000	\$15,000	\$150,000
Financing												
AlexRenew	\$6,000	\$6,000	\$6,000	\$6,000	\$6,000	\$6,000	\$6,000	\$6,000	\$6,000	\$6,000	\$6,000	\$60,000
Fairfax	\$9,000	\$9,000	\$9,000	\$9,000	\$9,000	\$9,000	\$9,000	\$9,000	\$9,000	\$9,000	\$9,000	\$90,000
Project Description and Justification												
Purpose: To improve, repair, and/or replace elements of the joint use collection system such as interceptors and trunk sewers. Background: This subprogram covers all improvement, rehabilitation and replacement projects associated with the interceptors and trunk sewers. Project Components: TBD Procurement Method: TBD												
Benefits						Strategic Outcome Area						
<ul style="list-style-type: none"> Full redundancy and reliability of all assets 						Operational Excellence						
Key Milestones for FY 2024						Impact on Operations or Community						
<ul style="list-style-type: none"> N/A 						<ul style="list-style-type: none"> Coordination with O&M for all scheduled work 						
External or Internal Adopted Plan or Recommendation						Changes from Prior Year CIP						
<ul style="list-style-type: none"> N/A 						<ul style="list-style-type: none"> None 						

IRR: Building Exteriors

Managing Department		Project Location				Program and Project Category			Estimated Useful Life			Lifetime Budget
Operations & Maintenance		WRRF				Improvement, Rehab., & Replacement (IRR)			Various			N/A
						<input type="radio"/> Alex Only <input checked="" type="radio"/> Joint Use	Grant/Debt Funded?					
						No						
Expenditure	Prior Years*	FY 2024	FY 2025	FY 2026	FY 2027	FY 2028	FY 2029	FY 2030	FY 2031	FY 2032	FY 2033	10 Yr. Total
Total	\$0	\$500,000	\$100,000	\$100,000	\$100,000	\$100,000	\$100,000	\$100,000	\$100,000	\$100,000	\$100,000	\$1,400,000
Financing												
AlexRenew	\$0	\$200,000	\$40,000	\$40,000	\$40,000	\$40,000	\$40,000	\$40,000	\$40,000	\$40,000	\$40,000	\$560,000
Fairfax	\$0	\$300,000	\$60,000	\$60,000	\$60,000	\$60,000	\$60,000	\$60,000	\$60,000	\$60,000	\$60,000	\$840,000
Project Description and Justification												
<p>Purpose: To maintain the full functionality and safety of campus exteriors.</p> <p>Background: This subprogram covers all improvement, rehabilitation, and replacement projects associated with building exteriors and exterior features that are associated with non-process facilities.</p> <p>Project Components: May include: brick facades, walls, roads, roll up gates, campus lighting, sidewalks, and exterior doors.</p> <p>Procurement Method: TBD</p>												
Benefits						Strategic Outcome Area						
<ul style="list-style-type: none"> Increased reliability and safety of exterior assets 						Operational Excellence						
Key Milestones for FY 2024						Impact on Operations or Community						
<ul style="list-style-type: none"> Repair or replace aged doors 						<ul style="list-style-type: none"> Reduce future maintenance costs and renew existing assets 						
External or Internal Adopted Plan or Recommendation						Changes from Prior Year CIP						
<ul style="list-style-type: none"> None 						<ul style="list-style-type: none"> New IRR Category 						

IRR: Compliance Laboratory												
Managing Department		Project Location				Program and Project Category			Estimated Useful Life			Lifetime Budget
Laboratory		G2-Laboratory				Improvement, Rehab., & Replacement (IRR) <input type="radio"/> Alex Only <input checked="" type="radio"/> Joint Use			5 -10 years			\$185,500
												Grant/Debt Funded?
												No
Expenditure	Prior Years*	FY 2024	FY 2025	FY 2026	FY 2027	FY 2028	FY 2029	FY 2030	FY 2031	FY 2032	FY 2033	10 Yr. Total
Total	\$45,500	\$50,000	\$10,000	\$10,000	\$10,000	\$10,000	\$10,000	\$10,000	\$10,000	\$10,000	\$10,000	\$140,000
Financing												
AlexRenew	\$18,200	\$20,000	\$4,000	\$4,000	\$4,000	\$4,000	\$4,000	\$4,000	\$4,000	\$4,000	\$4,000	\$56,000
Fairfax	\$27,300	\$30,000	\$6,000	\$6,000	\$6,000	\$6,000	\$6,000	\$6,000	\$6,000	\$6,000	\$6,000	\$84,000
Project Description and Justification												
Purpose:	To improve, renew and/or replace compliance laboratory equipment and/or systems.											
Background:	AlexRenew's on-site laboratory collects and/or analyzes process samples to facilitate and document compliance with the existing WRRF permits. This subprogram covers IRR projects associated with the laboratory systems and equipment.											
Project Components:	TBD. May include: pH meter, DO meter, balance, detectors for auto analyzer instruments, ion chromatography (IC), automatic titrator, steam scrubber dishwasher, flask scrubber dishwasher, refrigerator, digital camera (for microscope), and uninterruptible power supply (UPS).											
Procurement Method:	TBD, various.											
Benefits						Strategic Outcome Area						
• Improves/maintains laboratory performance and efficiency.						Operational Excellence						
Key Milestones for FY 2024						Impact on Operations or Community						
• Replacement of Dishwasher and Refrigerator						• Facilitates WRRF permit compliance.						
External or Internal Adopted Plan or Recommendation						Changes from Prior Year CIP						
• Planned equipment replacement.						• Equipment replacement milestone moved from FY23 to FY24.						

IRR: Information Technology Projects												
Managing Department		Project Location				Program and Project Category			Estimated Useful Life			Lifetime Budget
Information Technology		Various				Improvement, Rehab., & Replacement (IRR) <input type="radio"/> Alex Only <input checked="" type="radio"/> Joint Use			5 years			\$3,300,000
												Grant/Debt Funded?
												No
Expenditure	Prior Years*	FY 2024	FY 2025	FY 2026	FY 2027	FY 2028	FY 2029	FY 2030	FY 2031	FY 2032	FY 2033	10 Yr. Total
Total	\$300,000	\$300,000	\$300,000	\$300,000	\$300,000	\$300,000	\$300,000	\$300,000	\$300,000	\$300,000	\$300,000	\$3,000,000
Financing												
AlexRenew	\$120,000	\$120,000	\$120,000	\$120,000	\$120,000	\$120,000	\$120,000	\$120,000	\$120,000	\$120,000	\$120,000	\$1,200,000
Fairfax	\$180,000	\$180,000	\$180,000	\$180,000	\$180,000	\$180,000	\$180,000	\$180,000	\$180,000	\$180,000	\$180,000	\$1,800,000
Project Description and Justification												
Purpose:	To fund ongoing lifecycle replacement and expansion of information technology assets											
Background:	AlexRenew's campus and facilities rely on IT infrastructure, which includes hardware and software, to facilitate their daily operations. IT assets require continuous renewal as the technology continues evolve.											
Project Components:	Various, includes PLC hardware and programming											
Procurement Method:	TBD											
Benefits						Strategic Outcome Area						
<ul style="list-style-type: none"> Maintain plant control system reliability 						Operational Excellence						
Key Milestones for FY 2024						Impact on Operations or Community						
<ul style="list-style-type: none"> Replace 1-2 aging/obsolete PLCs 						<ul style="list-style-type: none"> Will require process outages for each PLC upgrade 						
External or Internal Adopted Plan or Recommendation						Changes from Prior Year CIP						
<ul style="list-style-type: none"> N/A 						<ul style="list-style-type: none"> N/A 						

Billing and Customer Information System												
Managing Department			Project Location			Program and Project Category			Estimated Useful Life			Lifetime Budget
Finance			Various			Campus-wide <input checked="" type="radio"/> Alex Only <input type="radio"/> Joint Use			5 years			\$2,340,000
												Grant/Debt Funded?
												No
Expenditure	Prior Years*	FY 2024	FY 2025	FY 2026	FY 2027	FY 2028	FY 2029	FY 2030	FY 2031	FY 2032	FY 2033	10 Yr. Total
Total	\$1,000,000	\$840,000	\$500,000	\$0	\$0	\$0	\$0	\$0	\$0	\$0	\$0	\$1,340,000
Financing												
AlexRenew	\$1,000,000	\$840,000	\$500,000	\$0	\$0	\$0	\$0	\$0	\$0	\$0	\$0	\$1,340,000
Fairfax	-	-	-	-	-	-	-	-	-	-	-	-
Project Description and Justification												
Purpose:	To implement a new billing and customer information system.											
Background:	AlexRenew is transitioning its billing and customer information system to replace the current the third party providing these services who is exiting the business and will no longer provide services after January 2024, upon contract expiration.											
Project Components:	This project includes a new Billing and Customer Information System, creating updated business processes for billing needs such as managing meter reads and payment plans, enabling a new contact center solution, and designing in quality control measures for accurate billing.											
Procurement Method:	The contract was procured via competitive procurement in FY2023.											
Benefits						Strategic Outcome Area						
<ul style="list-style-type: none"> Secure, accurate billing Technology-forward, convenient payment options Enhanced customer communication 						Public Engagement and Trust						
Key Milestones for FY 2024						Impact on Operations or Community						
<ul style="list-style-type: none"> Complete transition to new system 						<ul style="list-style-type: none"> Customers will be transitioned to a new billing/system 						
External or Internal Adopted Plan or Recommendation						Changes from Prior Year CIP						
<ul style="list-style-type: none"> Recommendations based on Phase 1 Billing Transition Support Services Report dated November 29, 2021 						<ul style="list-style-type: none"> None. 						

Commonwealth Interceptor Upgrade Project												
Managing Department		Project Location				Program and Project Category			Estimated Useful Life			Lifetime Budget
Communications and External Programs		Commonwealth Avenue				Interceptor/Trunk Sewers Rehab. <input checked="" type="radio"/> Alex Only <input type="radio"/> Joint Use			50 years			\$72,500,000
												Grant/Debt Funded?
												Undetermined
Expenditure	Prior Years*	FY 2024	FY 2025	FY 2026	FY 2027	FY 2028	FY 2029	FY 2030	FY 2031	FY 2032	FY 2033	10 Yr. Total
Total	\$2,900,000	\$3,200,000	\$3,900,000	\$2,500,000	\$12,000,000	\$20,000,000	\$22,000,000	\$6,000,000	\$0	\$0	\$0	\$69,600,000
Financing												
AlexRenew	\$2,900,000	\$3,200,000	\$3,900,000	\$2,500,000	\$12,000,000	\$20,000,000	\$22,000,000	\$6,000,000	\$0	\$0	\$0	\$69,600,000
Fairfax	-	-	-	-	-	-	-	-	-	-	-	-
Project Description and Justification												
Purpose:	Ensure that the Commonwealth Interceptor is adequately sized to convey sanitary sewer flows during rain events, as well as to reduce, to the degree possible, excess inflow and infiltration originating from the City's sanitary sewer collection system which feeds the Commonwealth Interceptor.											
Background:	The Commonwealth Interceptor is a separate sanitary interceptor that has sufficient capacity to convey sanitary sewer flows to AlexRenew. However, during periods of intense rain, the Commonwealth's Separate Sanitary Sewer Area is overwhelmed by excess infiltration and inflow.											
Project Components:	Collaborative alternatives analysis and modeling with the City, civic engagement, planning, design and implementation of selected alternative(s) between Braddock Road and Duke St.											
Procurement Method:	Design-Bid-Build											
Benefits						Strategic Outcome Area						
<ul style="list-style-type: none"> Reduces AlexRenew risk of permit noncompliance Protects AlexRenew infrastructure Helps address basement backups along the Commonwealth corridor 						Operational Excellence						
Key Milestones for FY 2024						Impact on Operations or Community						
<ul style="list-style-type: none"> Undertake preliminary engineering including preparing an alternatives analysis to study potential approaches to reducing infiltration and inflow into the Commonwealth Interceptor. 						<ul style="list-style-type: none"> Temporary impacts during construction to community and operations of the interceptor. Potential impact of reducing infiltration and inflow originating from residential properties (downspouts, laterals, etc). 						
External or Internal Adopted Plan or Recommendation						Changes from Prior Year CIP						
<ul style="list-style-type: none"> None 						<ul style="list-style-type: none"> New project for FY24 						

Potomac Interceptor Rehabilitation												
Managing Department			Project Location			Program and Project Category			Estimated Useful Life			Lifetime Budget
Engineering			East Alexandria (Jones Point Park)			Interceptor/Trunk Sewers Rehab. <input checked="" type="radio"/> Alex Only <input type="radio"/> Joint Use			20-30 years			\$14,093,900
												Grant/Debt Funded?
												Undetermined
Expenditure	Prior Years*	FY 2024	FY 2025	FY 2026	FY 2027	FY 2028	FY 2029	FY 2030	FY 2031	FY 2032	FY 2033	10 Yr. Total
Total	\$0	\$0	\$432,900	\$1,001,000	\$3,460,000	\$5,800,000	\$3,400,000	\$0	\$0	\$0	\$0	\$14,093,900
Financing												
AlexRenew	\$0	\$0	\$432,900	\$1,001,000	\$3,460,000	\$5,800,000	\$3,400,000	\$0	\$0	\$0	\$0	\$14,093,900
Fairfax	-	-	-	-	-	-	-	-	-	-	-	-
Project Description and Justification												
<p>Purpose: To inspect, replace and/or rehabilitate the Potomac Interceptor (PI).</p> <p>Background: Parts of the PI were CCTV inspected in 2015/2016. Several defects were found including pipe settlement in the area of Jones Point Park. Work includes phased lining of the entire length, which is exhibiting exposed aggregate, and in some areas CCTV to reconfirm the needed repairs.</p> <p>Project Components: CCTV, planning, design, and construction for issues identified in 2017 Report.</p> <ul style="list-style-type: none"> • Replace the 1,450 linear feet of 42-inch pipe within Jones Point Park (Permits required from National Park Service) • Rehabilitate all 26 manholes of Potomac Interceptor • Clean and/or re-inspect the PI (City Permit required) segments. <p>Procurement Method: To be determined</p>												
Benefits						Strategic Outcome Area						
<ul style="list-style-type: none"> • Improve reliability and longevity of the PI. 						Operational Excellence						
Key Milestones for FY 2024						Impact on Operations or Community						
None						<ul style="list-style-type: none"> • Temporary impacts during construction to community and operations. 						
External or Internal Adopted Plan or Recommendation						Changes from Prior Year CIP						
<ul style="list-style-type: none"> • 2017 Greeley and Hansen Report, "Potomac Interceptor Condition Assessment Summary and Recommendations" 						<ul style="list-style-type: none"> • Project cost and schedule updated 						

Potomac Yard Trunk Sewer Condition Assessment

Managing Department		Project Location				Program and Project Category			Estimated Useful Life			Lifetime Budget
Engineering		East Alexandria				Interceptor/Trunk Sewers Rehab. <input checked="" type="radio"/> Alex Only <input type="radio"/> Joint Use			20-30 years			\$400,000
												Grant/Debt Funded?
												Undetermined
Expenditure	Prior Years*	FY 2024	FY 2025	FY 2026	FY 2027	FY 2028	FY 2029	FY 2030	FY 2031	FY 2032	FY 2033	10 Yr. Total
Total	\$0	\$0	\$0	\$0	\$400,000	\$0	\$0	\$0	\$0	\$0	\$0	\$400,000
Financing												
AlexRenew	\$0	\$0	\$0	\$0	\$400,000	\$0	\$0	\$0	\$0	\$0	\$0	\$400,000
Fairfax	-	-	-	-	-	-	-	-	-	-	-	-
Project Description and Justification												
Purpose: To inspect and rehabilitate portions of the Potomac Yard Trunk Sewer (PYTS) Background: The PYTS was constructed in 2002 and needs to be periodically cleaned, inspected, and rehabilitated. Project Components: Condition assessment of the PYTS (including cleaning and inspection) and the implementation of any rehabilitation recommendations. Procurement Method: To be determined												
Benefits						Strategic Outcome Area						
<ul style="list-style-type: none"> Maximized asset life 						Operational Excellence						
Key Milestones for FY 2024						Impact on Operations or Community						
<ul style="list-style-type: none"> N/A 						<ul style="list-style-type: none"> Temporary impacts during construction to community, including traffic, parking impacts. 						
External or Internal Adopted Plan or Recommendation						Changes from Prior Year CIP						
<ul style="list-style-type: none"> None 						<ul style="list-style-type: none"> New project in FY24 						

Four Mile Run Pump Station Modifications												
Managing Department		Project Location				Program and Project Category			Estimated Useful Life			Lifetime Budget
Communications and External Programs		Four Mile Run PS				Service Chambers & Pump Stations Upgrades <input checked="" type="radio"/> Alex Only <input type="radio"/> Joint Use			20-30 years			\$760,000
												Grant/Debt Funded?
												No
Expenditure	Prior Years*	FY 2024	FY 2025	FY 2026	FY 2027	FY 2028	FY 2029	FY 2030	FY 2031	FY 2032	FY 2033	10 Yr. Total
Total	\$160,000	\$600,000	\$0	\$0	\$0	\$0	\$0	\$0	\$0	\$0	\$0	\$600,000
Financing												
AlexRenew	\$160,000	\$600,000	\$0	\$0	\$0	\$0	\$0	\$0	\$0	\$0	\$0	\$600,000
Fairfax	-	-	-	-	-	-	-	-	-	-	-	-
Project Description and Justification												
<p>Purpose: To modify the existing pump station to address sanitary sewer overflows.</p> <p>Background: The Four Mile Run Pumping Station continues to experience excess infiltration and inflow from the upstream sewer shed, leading to sanitary sewer overflows. Station modifications are needed to automate the "pump over" which sends flows in excess of 9.4MGD to the Potomac Yard Trunk Sewer. Station modification is expected to start in FY23 and conclude in FY24.</p> <p>Project Components: Piping and valve modifications, SCADA programming.</p> <p>Procurement Method: Design-Bid-Build</p>												
Benefits						Strategic Outcome Area						
<ul style="list-style-type: none"> Reduce manual operation of pump over. 						Operational Excellence						
Key Milestones for FY 2024						Impact on Operations or Community						
<ul style="list-style-type: none"> Complete construction 						<ul style="list-style-type: none"> Temporary impacts during construction 						
External or Internal Adopted Plan or Recommendation						Changes from Prior Year CIP						
<ul style="list-style-type: none"> None 						<ul style="list-style-type: none"> None 						

Innovation District Pumping Station Start-up Support												
Managing Department			Project Location			Program and Project Category			Estimated Useful Life			Lifetime Budget
Communications and External Programs			3801 Potomac Ave			Service Chambers & Pump Stations Upgrades <input checked="" type="radio"/> Alex Only <input type="radio"/> Joint Use			20 years			\$550,000
												Grant/Debt Funded?
												No
Expenditure	Prior Years*	FY 2024	FY 2025	FY 2026	FY 2027	FY 2028	FY 2029	FY 2030	FY 2031	FY 2032	FY 2033	10 Yr. Total
Total	\$300,000	\$250,000	\$0	\$0	\$0	\$0	\$0	\$0	\$0	\$0	\$0	\$250,000
Financing												
AlexRenew	\$300,000	\$250,000	\$0	\$0	\$0	\$0	\$0	\$0	\$0	\$0	\$0	\$250,000
Fairfax	-	-	-	-	-	-	-	-	-	-	-	-
Project Description and Justification												
<p>Purpose: To participate in the commissioning of the Innovation District Pumping Station (IDPS).</p> <p>Background: The Innovation District Pumping Station is being built to serve new developments in the City brought on by the arrival of the Virginia Tech (VT) Campus. AlexRenew has been collaborating with the City and the Developer on the pump station's design, sewer impacts and the related infrastructure improvements. The pump station is anticipated to be completed in FY2024.</p> <p>Project Components: Provide technical support during start-up and commissioning</p> <p>Procurement Method: Part of existing consultant contract</p>												
Benefits						Strategic Outcome Area						
<ul style="list-style-type: none"> Ensures that new IDPS is constructed, commissioned, and transitioned in accordance with the design specifications and AlexRenew's requirements. 						Watershed Stewardship						
Key Milestones for FY 2024						Impact on Operations or Community						
<ul style="list-style-type: none"> To participate in/provide services related to start-up the new facility. 						<ul style="list-style-type: none"> Supports the City's partnership with Virginia Tech 						
External or Internal Adopted Plan or Recommendation						Changes from Prior Year CIP						
<ul style="list-style-type: none"> N/A 						<ul style="list-style-type: none"> None 						

Service Chamber and Pump Station Condition Assessment

Managing Department		Project Location				Program and Project Category			Estimated Useful Life			Lifetime Budget
Communications and External Programs		Various Locations				Service Chambers & Pump Stations Upgrades <input type="radio"/> Alex Only <input checked="" type="radio"/> Joint Use			20 years			\$150,000
												Grant/Debt Funded?
												Undetermined
Expenditure	Prior Years*	FY 2024	FY 2025	FY 2026	FY 2027	FY 2028	FY 2029	FY 2030	FY 2031	FY 2032	FY 2033	10 Yr. Total
Total	\$0	\$0	\$150,000	\$0	\$0	\$0	\$0	\$0	\$0	\$0	\$0	\$150,000
Financing												
AlexRenew	\$0	\$0	\$60,000	\$0	\$0	\$0	\$0	\$0	\$0	\$0	\$0	\$60,000
Fairfax	\$0	\$0	\$90,000	\$0	\$0	\$0	\$0	\$0	\$0	\$0	\$0	\$90,000
Project Description and Justification												
<p>Purpose: To perform a condition assessment of and implement any identified rehabilitation/replacement projects associated with service chamber or pump station components.</p> <p>Background: AlexRenew owns and operates 4 pump stations and 2 service chambers. A comprehensive review of the infrastructure is needed to assess these assets. The assets need improvements as they age to ensure they can continue to provide the required level of service.</p> <p>Project Components: Condition assessment. Costs for rehab/ replacement excluded</p> <p>Procurement Method: TBD</p>												
Benefits						Strategic Outcome Area						
<ul style="list-style-type: none"> Maximizes asset performance and life. 						Operational Excellence						
Key Milestones for FY 2024						Impact on Operations or Community						
<ul style="list-style-type: none"> None 						<ul style="list-style-type: none"> None 						
External or Internal Adopted Plan or Recommendation						Changes from Prior Year CIP						
<ul style="list-style-type: none"> Greeley and Hansen August 2017 Pump Station and Service Chamber Condition Assessment Summary and Recommendations Report 						<ul style="list-style-type: none"> New project 						

City of Alexandria 4 MGD WRRF Expansion Facility Plan

Managing Department		Project Location				Program and Project Category			Estimated Useful Life			Lifetime Budget
Engineering		WRRF				WRRF Improvements			40 years			\$2,000,000
						<input checked="" type="radio"/> Alex Only <input type="radio"/> Joint Use						Grant/Debt Funded?
												Undetermined
Expenditure	Prior Years*	FY 2024	FY 2025	FY 2026	FY 2027	FY 2028	FY 2029	FY 2030	FY 2031	FY 2032	FY 2033	10 Yr. Total
Total	\$0	\$0	\$0	\$0	\$1,000,000	\$1,000,000	\$0	\$0	\$0	\$0	\$0	\$2,000,000
Financing												
AlexRenew	\$0	\$0	\$0	\$0	\$1,000,000	\$1,000,000	\$0	\$0	\$0	\$0	\$0	\$2,000,000
Fairfax	-	-	-	-	-	-	-	-	-	-	-	-
Project Description and Justification												
<p>Purpose: To develop a facility plan for increasing the capacity of the WRRF by 4 million gallons per day (MGD) (from 54MGD to 58MGD) to accommodate future City flows.</p> <p>Background: The population of the City of Alexandria is expected to grow resulting in the generation of additional sewer flows that need treatment; 4MGD is the City's additional treatment need based on sewer flow projections.</p> <p>Project Components: Facility plan only; design and construction excluded.</p> <p>Procurement Method: TBD</p>												
Benefits						Strategic Outcome Area						
<ul style="list-style-type: none"> Supports the future provision of sewer treatment services needed to accommodate projected City growth. 						Operational Excellence						
Key Milestones for FY 2024						Impact on Operations or Community						
<ul style="list-style-type: none"> None 						<ul style="list-style-type: none"> None 						
External or Internal Adopted Plan or Recommendation						Changes from Prior Year CIP						
<ul style="list-style-type: none"> City of Alexandria Sanitary Sewer Master Plan (approved October 2021) 						<ul style="list-style-type: none"> None 						

NMF Wet Well Study and Preliminary Design												
Managing Department		Project Location				Program and Project Category			Estimated Useful Life			Lifetime Budget
Engineering		Building 60 (NMF)				WRRF Improvements <input checked="" type="radio"/> Alex Only <input type="radio"/> Joint Use			N/A			\$300,000
												Grant/Debt Funded?
												Undetermined
Expenditure	Prior Years*	FY 2024	FY 2025	FY 2026	FY 2027	FY 2028	FY 2029	FY 2030	FY 2031	FY 2032	FY 2033	10 Yr. Total
Total	\$0	\$0	\$0	\$0	\$0	\$0	\$100,000	\$200,000	\$0	\$0	\$0	\$300,000
Financing												
AlexRenew	\$0	\$0	\$0	\$0	\$0	\$0	\$100,000	\$200,000	\$0	\$0	\$0	\$300,000
Fairfax	-	-	-	-	-	-	-	-	-	-	-	-
Project Description and Justification												
<p>Purpose: To evaluate eliminating/re-purposing the Nutrient Management Facility (NMF) wet well and the reduction of NMF pump vibration and harmonics.</p> <p>Background: The NMF wet well was designed to function as part of the wet weather pumping station (WWPS) associated with the RiverRenew tunnel system. The WWPS's location changed and the NMF wet well may no longer be needed. In addition, undesirable pump harmonics have been observed in the NMF that need to be addressed. As the extent of the construction costs are unknown, the budget only reflects the costs for an engineering study and preliminary design.</p> <p>Project Components: An engineering study and preliminary design</p> <p>Procurement Method: TBD</p>												
Benefits						Strategic Outcome Area						
<ul style="list-style-type: none"> Maximizes asset use and life. Decreases future O&M costs 						Operational Excellence						
Key Milestones for FY 2024						Impact on Operations or Community						
<ul style="list-style-type: none"> None 						<ul style="list-style-type: none"> None 						
External or Internal Adopted Plan or Recommendation						Changes from Prior Year CIP						
<ul style="list-style-type: none"> None 						<ul style="list-style-type: none"> Project start moved to FY29 						

Arlington County Capital Contributions

Managing Department		Project Location				Program and Project Category			Estimated Useful Life			Lifetime Budget
Finance		Various				Other			20 years			N/A
						<input checked="" type="radio"/> Alex Only <input type="radio"/> Joint Use						Grant/Debt Funded?
												Yes
Expenditure	Prior Years*	FY 2024	FY 2025	FY 2026	FY 2027	FY 2028	FY 2029	FY 2030	FY 2031	FY 2032	FY 2033	10 Yr. Total
Total	\$1,613,000	\$2,543,000	\$4,929,000	\$4,995,000	\$3,670,000	\$1,616,000	\$245,000	\$205,000	\$210,000	\$211,000	\$210,001	\$18,834,001
Financing												
AlexRenew	\$1,613,000	\$2,543,000	\$4,929,000	\$4,995,000	\$3,670,000	\$1,616,000	\$245,000	\$205,000	\$210,000	\$211,000	\$210,001	\$18,834,001
Fairfax	-	-	-	-	-	-	-	-	-	-	-	-
Project Description and Justification												
<p>Purpose: To fund portions of capital improvements at the Arlington County (County) Water Pollution Control Plant (WPCP).</p> <p>Background: The City of Alexandria maintains 3MGD in capacity rights for the County's WCPC. Per the service agreement with the County and City, AlexRenew makes annual contributions to the County on behalf of the city sewer users to Arlington to fund allocable portions of capital improvements at the Arlington wastewater and conveyance facilities. AlexRenew's capital contributions to the County are billed quarterly and the County manages procurement and execution of project work.</p> <p>Project Components: Various.</p> <p>Procurement Method: N/A</p>												
Benefits						Strategic Outcome Area						
<ul style="list-style-type: none"> Maintains reliability and availability of the Arlington WPCP. 						Watershed Stewardship						
Key Milestones for FY 2024						Impact on Operations or Community						
<ul style="list-style-type: none"> Continue contributions to capital funding. 						<ul style="list-style-type: none"> Results in operational efficiencies for the Arlington WPCP 						
External or Internal Adopted Plan or Recommendation						Changes from Prior Year CIP						
<ul style="list-style-type: none"> N/A 						<ul style="list-style-type: none"> None 						

Capital Financing Fees													
Managing Department			Project Location				Program and Project Category			Estimated Useful Life			Lifetime Budget
Finance			Various				Other <input checked="" type="radio"/> Alex Only <input type="radio"/> Joint Use			20 years			N/A
													Grant/Debt Funded?
													Yes
Expenditure	Prior Years*	FY 2024	FY 2025	FY 2026	FY 2027	FY 2028	FY 2029	FY 2030	FY 2031	FY 2032	FY 2033	10 Yr. Total	
Total	\$250,000	\$250,000	\$250,000	\$250,000	\$150,000	\$150,000	\$150,000	\$150,000	\$150,000	\$150,000	\$150,000	\$1,800,000	
Financing													
AlexRenew	\$250,000	\$250,000	\$250,000	\$250,000	\$150,000	\$150,000	\$150,000	\$150,000	\$150,000	\$150,000	\$150,000	\$1,800,000	
Fairfax	-	-	-	-	-	-	-	-	-	-	-	-	
Project Description and Justification													
Purpose:	To fund the capital budget to accommodate fees associated with the financing of the Capital program.												
Background:	The financial advisory fees relate to structuring of debt to fund both the General CIP and RiverRenew program, legal fees such as Bond Counsel work to review legal documentation, rate consultant work to consider the impact of funding mechanism on rates, and application fees to potential grant or loan programs. To accommodate these fees, funds allocation in the capital budget is required. Certain ongoing fees are required during the RiverRenew construction period to maintain AlexRenew's \$321 million Water Infrastructure Finance and Innovation Act (WIFIA) Loan.												
Project Components:	Financial advisory fees, legal fees, rate consultant work, and loan application and servicing fees.												
Procurement Method:	Varies depending upon service received												
Benefits						Strategic Outcome Area							
<ul style="list-style-type: none"> Investing in capital finance fees helps ensure that capital financing is executed in the most efficient manner 						Effective Financial Stewardship							
Key Milestones for FY 2024						Impact on Operations or Community							
<ul style="list-style-type: none"> Maintain public rating Maintain ongoing WIFIA portfolio management process 						<ul style="list-style-type: none"> Efficient execution of Capital Financing helps to minimize rate impacts. 							
External or Internal Adopted Plan or Recommendation						Changes from Prior Year CIP							
<ul style="list-style-type: none"> Per Board guidance on capital and debt planning 						<ul style="list-style-type: none"> None 							

Holmes Run Trunk Sewer Rehabilitation												
Managing Department			Project Location			Program and Project Category			Estimated Useful Life			Lifetime Budget
Communications and External Programs			West Alexandria			Interceptor/Trunk Sewers Rehab. <input type="radio"/> Alex Only <input checked="" type="radio"/> Joint Use			20-30 years			\$12,300,000
												Grant/Debt Funded?
												Undetermined
Expenditure	Prior Years*	FY 2024	FY 2025	FY 2026	FY 2027	FY 2028	FY 2029	FY 2030	FY 2031	FY 2032	FY 2033	10 Yr. Total
Total	\$0	\$0	\$500,000	\$900,000	\$900,000	\$4,800,000	\$5,200,000	\$0	\$0	\$0	\$0	\$12,300,000
Financing												
AlexRenew	\$0	\$0	\$200,000	\$360,000	\$360,000	\$1,920,000	\$2,080,000	\$0	\$0	\$0	\$0	\$4,920,000
Fairfax	\$0	\$0	\$300,000	\$540,000	\$540,000	\$2,880,000	\$3,120,000	\$0	\$0	\$0	\$0	\$7,380,000
Project Description and Justification												
Purpose: To inspect and rehabilitate portions of the Holmes Run Trunk Sewer (HRTS) to improve capacity and pipe conditions. Background: A July 2015 report recommended lining a portion of the Upper HRTS to improve conveyance. A 2017 condition assessment recommended other rehabilitation activities. Project Components: Rehabilitate/line HRTS reaches 4, 5, 8, & 9 and reinspection select reaches. Procurement Method: TBD												
Benefits						Strategic Outcome Area						
<ul style="list-style-type: none"> Improve reliability and longevity of the HRTS 						Operational Excellence						
Key Milestones for FY 2024						Impact on Operations or Community						
<ul style="list-style-type: none"> N/A 						<ul style="list-style-type: none"> Temporary impacts during construction to community, including traffic, parking impacts. 						
External or Internal Adopted Plan or Recommendation						Changes from Prior Year CIP						
<ul style="list-style-type: none"> Wet Weather Management Evaluation Update (Task Order 16-2005), 2015 Holmes Run Trunk Interceptor System Condition Assessment. (2017) 						<ul style="list-style-type: none"> Project start moved from FY2024 to FY2025 						

WRRF HVAC System Upgrade												
Managing Department			Project Location			Program and Project Category			Estimated Useful Life			Lifetime Budget
Engineering			WRRF			WRRF Improvements <input type="radio"/> Alex Only <input checked="" type="radio"/> Joint Use			N/A			\$1,100,000
												Grant/Debt Funded?
												No
Expenditure	Prior Years*	FY 2024	FY 2025	FY 2026	FY 2027	FY 2028	FY 2029	FY 2030	FY 2031	FY 2032	FY 2033	10 Yr. Total
Total	\$0	\$0	\$0	\$0	\$50,000	\$50,000	\$500,000	\$500,000	\$0	\$0	\$0	\$1,100,000
Financing												
AlexRenew	\$0	\$0	\$0	\$0	\$20,000	\$20,000	\$200,000	\$200,000	\$0	\$0	\$0	\$440,000
Fairfax	\$0	\$0	\$0	\$0	\$30,000	\$30,000	\$300,000	\$300,000	\$0	\$0	\$0	\$660,000
Project Description and Justification												
<p>Purpose: To evaluate and upgrade the HVAC systems across the AlexRenew campus.</p> <p>Background: Some of the HVAC systems are reaching the end of their useful life and others may benefit from optimization. A study is needed to evaluate the condition and performance of various HVAC systems across the campus. An upgrade is required to consolidate/upgrade and optimize the HVAC controls.</p> <p>Project Components: TBD. May include: replacement or modification of HVAC systems to include field devices, controls, and computer software.</p> <p>Procurement Method: TBD</p>												
Benefits						Strategic Outcome Area						
<ul style="list-style-type: none"> Increased performance and reliability of campus HVAC systems 						Operational Excellence						
Key Milestones for FY 2024						Impact on Operations or Community						
<ul style="list-style-type: none"> N/A 						<ul style="list-style-type: none"> Temporary impacts during implementation of improvements/upgrades 						
External or Internal Adopted Plan or Recommendation						Changes from Prior Year CIP						
<ul style="list-style-type: none"> TBD 						<ul style="list-style-type: none"> None 						

Campus-wide Electrical Upgrade Sub-program

Managing Department		Project Location				Program and Project Category			Estimated Useful Life			Lifetime Budget
Engineering		WRRF				WRRF Improvements			10 years			\$14,992,000
						<input type="radio"/> Alex Only						Grant/Debt Funded?
						<input checked="" type="radio"/> Joint Use						No
Expenditure	Prior Years*	FY 2024	FY 2025	FY 2026	FY 2027	FY 2028	FY 2029	FY 2030	FY 2031	FY 2032	FY 2033	10 Yr. Total
Total	\$0	\$0	\$0	\$781,000	\$3,334,000	\$3,278,000	\$4,301,000	\$2,652,000	\$646,000	\$0	\$0	\$14,992,000
Financing												
AlexRenew	\$0	\$0	\$0	\$312,400	\$1,333,600	\$1,311,200	\$1,720,400	\$1,060,800	\$258,400	\$0	\$0	\$5,996,800
Fairfax	\$0	\$0	\$0	\$468,600	\$2,000,400	\$1,966,800	\$2,580,600	\$1,591,200	\$387,600	\$0	\$0	\$8,995,200
Project Description and Justification												
<p>Purpose: To upgrade the electrical systems to support the safety and reliability of the WRRF's electrical grid and related infrastructure.</p> <p>Background: As electrical equipment ages and nears the end of its useful life equipment performance may decline or become unreliable.</p> <p>Project Components: TBD. May include the assessment of the existing electrical system and/or components thereof and the identification, design, and implementation of upgrades such as switchgear replacements.</p> <p>Procurement Method: TBD</p>												
Benefits						Strategic Outcome Area						
<ul style="list-style-type: none"> • To support plant reliability and safety • To reduce plant energy consumption 						Operational Excellence						
Key Milestones for FY 2024						Impact on Operations or Community						
<ul style="list-style-type: none"> • None 						<ul style="list-style-type: none"> • Temporary impacts during upgrade implementation 						
External or Internal Adopted Plan or Recommendation						Changes from Prior Year CIP						
<ul style="list-style-type: none"> • None 						<ul style="list-style-type: none"> • None. 						

Centrate Pretreatment Facility Improvements

Managing Department		Project Location				Program and Project Category			Estimated Useful Life			Lifetime Budget
Operations & Maintenance		WRRF				WRRF Improvements			N/A			\$19,900,000
						<input type="radio"/> Alex Only						Grant/Debt Funded?
						<input checked="" type="radio"/> Joint Use						No
Expenditure	Prior Years*	FY 2024	FY 2025	FY 2026	FY 2027	FY 2028	FY 2029	FY 2030	FY 2031	FY 2032	FY 2033	10 Yr. Total
Total	\$0	\$500,000	\$5,200,000	\$7,000,000	\$6,000,000	\$200,000	\$200,000	\$200,000	\$200,000	\$200,000	\$200,000	\$19,900,000
Financing												
AlexRenew	\$0	\$200,000	\$2,080,000	\$2,800,000	\$2,400,000	\$80,000	\$80,000	\$80,000	\$80,000	\$80,000	\$80,000	\$7,960,000
Fairfax	\$0	\$300,000	\$3,120,000	\$4,200,000	\$3,600,000	\$120,000	\$120,000	\$120,000	\$120,000	\$120,000	\$120,000	\$11,940,000
Project Description and Justification												
<p>Purpose: To improve the centrate pretreatment process.</p> <p>Background: The centrate pretreatment facility uses the DEMON process to reduce the nitrogen content of the dewatered centrate before it returned to the BRBs. Process improvements are needed to increase system efficiency and performance.</p> <p>Project Components: TBD. May include replacement of system components such as the cyclone feed pumps and the centrate transfer piping.</p> <p>Procurement Method: TBD</p>												
Benefits						Strategic Outcome Area						
<ul style="list-style-type: none"> Increase reliability of the system/reduced system downtime and maintenance. 						Operational Excellence						
Key Milestones for FY 2024						Impact on Operations or Community						
<ul style="list-style-type: none"> Implement process improvements. 						<ul style="list-style-type: none"> Temporary impacts during implementation of improvements/upgrades 						
External or Internal Adopted Plan or Recommendation						Changes from Prior Year CIP						
<ul style="list-style-type: none"> Centrate Pre-Treatment Recycle Pumps Performance Deterioration TM (CH2M, May 2016) Summary of Centrate Pre-Treatment Blower Failure Investigation, Evaluation and Recommendations TM (CH2M, February 2017) 						<ul style="list-style-type: none"> Project start moved to FY 2024 						

Centrifuge Upgrade Project

Managing Department		Project Location				Program and Project Category			Estimated Useful Life			Lifetime Budget		
Engineering		WRRF				WRRF Improvements			N/A			\$15,110,000		
						<input type="radio"/> Alex Only						Grant/Debt Funded?		
						<input checked="" type="radio"/> Joint Use						No		
Expenditure	Prior Years*	FY 2024	FY 2025	FY 2026	FY 2027	FY 2028	FY 2029	FY 2030	FY 2031	FY 2032	FY 2033	10 Yr. Total		
Total	\$0	\$500,000	\$2,922,000	\$0	\$2,922,000	\$0	\$2,922,000	\$0	\$2,922,000	\$0	\$2,922,000	\$15,110,000		
Financing														
AlexRenew	\$0	\$200,000	\$1,168,800	\$0	\$1,168,800	\$0	\$1,168,800	\$0	\$1,168,800	\$0	\$1,168,800	\$6,044,000		
Fairfax	\$0	\$300,000	\$1,753,200	\$0	\$1,753,200	\$0	\$1,753,200	\$0	\$1,753,200	\$0	\$1,753,200	\$9,066,000		
Project Description and Justification														
<p>Purpose: To replace the existing dewatering and thickening centrifuges.</p> <p>Background: Four thickening centrifuges (two duty, two standby) are used to thicken waste activated sludge (WAS) and three dewatering centrifuges (two duty, one standby) are used to dewater digested sludge. Both systems are part of the WRRF's solids handling process and were placed into service in 2003. Components of both systems are expected to reach the end of their useful lives in the next few years and replacement is needed.</p> <p>Project Components: May include centrifuges and associated appurtenances.</p> <p>Procurement Method: TBD</p>														
Benefits						Strategic Outcome Area								
<ul style="list-style-type: none"> Maintains solids process performance. 						Operational Excellence								
Key Milestones for FY 2024						Impact on Operations or Community								
<ul style="list-style-type: none"> Centrifuge drive replacement. 						<ul style="list-style-type: none"> Temporary impacts during implementation of upgrades 								
External or Internal Adopted Plan or Recommendation						Changes from Prior Year CIP								
<ul style="list-style-type: none"> Planned equipment replacement. 						<ul style="list-style-type: none"> Change in timing of rehabilitation 								

Tertiary Upgrades

Managing Department		Project Location				Program and Project Category			Estimated Useful Life			Lifetime Budget
Engineering		Buildings G/3, G/4, G/5, G/6				WRRF Improvements			20 years			\$37,223,000
						<input type="radio"/> Alex Only <input checked="" type="radio"/> Joint Use						Grant/Debt Funded?
												No
Expenditure	Prior Years*	FY 2024	FY 2025	FY 2026	FY 2027	FY 2028	FY 2029	FY 2030	FY 2031	FY 2032	FY 2033	10 Yr. Total
Total	\$223,000	\$1,000,000	\$3,000,000	\$11,000,000	\$10,800,000	\$8,200,000	\$3,000,000	\$0	\$0	\$0	\$0	\$37,000,000
Financing												
AlexRenew	\$89,200	\$400,000	\$1,200,000	\$4,400,000	\$4,320,000	\$3,280,000	\$1,200,000	\$0	\$0	\$0	\$0	\$14,800,000
Fairfax	\$133,800	\$600,000	\$1,800,000	\$6,600,000	\$6,480,000	\$4,920,000	\$1,800,000	\$0	\$0	\$0	\$0	\$22,200,000
Project Description and Justification												
<p>Purpose: To maintain efficient and effective tertiary treatment.</p> <p>Background: The tertiary treatment systems at the WRRF are aging and in need of repair and/or modification to ensure efficient and effective operation. A condition assessment of tertiary filters 1-12 has been completed and additional assessments of filters 13-22 and the tertiary settling tanks (TSTs) are needed. Any identified deficiencies, or recommended system improvements, need to be addressed to ensure efficient system operation.</p> <p>Project Components: Design and construction of tertiary system improvements.</p> <p>Procurement Method: TBD</p>												
Benefits						Strategic Outcome Area						
<ul style="list-style-type: none"> Improved tertiary system performance and reliability 						Operational Excellence						
Key Milestones for FY 2024						Impact on Operations or Community						
<ul style="list-style-type: none"> Assessment and design of tertiary system improvements 						<ul style="list-style-type: none"> Temporary impacts to staff during construction 						
External or Internal Adopted Plan or Recommendation						Changes from Prior Year CIP						
<ul style="list-style-type: none"> Condition Assessment and Proposed Repair Plan Technical Memorandum: AlexRenew Effluent Filters and Primary Settling Tank Effluent Channel (BOA 20-001B-01, Task 3) 						<ul style="list-style-type: none"> Expanded the components of the tertiary system to be included in the assessment/upgrades. 						

Plant Effluent Water (W3) Systems Improvements

Managing Department		Project Location				Program and Project Category			Estimated Useful Life			Lifetime Budget
Engineering		Building F				WRRF Improvements			10 years			\$4,142,747
						<input type="radio"/> Alex Only <input checked="" type="radio"/> Joint Use						Grant/Debt Funded?
												No
Expenditure	Prior Years*	FY 2024	FY 2025	FY 2026	FY 2027	FY 2028	FY 2029	FY 2030	FY 2031	FY 2032	FY 2033	10 Yr. Total
Total	\$400,000	\$1,027,425	\$906,255	\$1,736,438	\$0	\$31,907	\$0	\$0	\$0	\$40,722	\$0	\$3,742,747
Financing												
AlexRenew	\$160,000	\$410,970	\$362,502	\$694,575	\$0	\$12,763	\$0	\$0	\$0	\$16,289	\$0	\$1,497,099
Fairfax	\$240,000	\$616,455	\$543,753	\$1,041,863	\$0	\$19,144	\$0	\$0	\$0	\$24,433	\$0	\$2,245,648
Project Description and Justification												
<p>Purpose: To upgrade components of the plant water (W3) system.</p> <p>Background: An evaluation of the W3 system was previously performed and identified recommended improvements to increase system efficiency. These recommendations include: operational changes, additional studies, and system upgrades.</p> <p>Project Components: Pressure monitoring equipment, booster pump enhancements, automated valves & switches, SCADA-integrated flow meters, testing of meters and pumps, isolation valves, future condition assessments, and pump system upgrades.</p> <p>Procurement Method: TBD</p>												
Benefits						Strategic Outcome Area						
<ul style="list-style-type: none"> • Increased reliability and efficiency of W3 systems 						Operational Excellence						
Key Milestones for FY 2024						Impact on Operations or Community						
<ul style="list-style-type: none"> • Install new meters and equipment • Conduct Performance Testing for W3 Pumps 						<ul style="list-style-type: none"> • Temporary impacts to staff during construction 						
External or Internal Adopted Plan or Recommendation						Changes from Prior Year CIP						
<ul style="list-style-type: none"> • W3/RW System Performance Evaluation - Existing & Planned Demands Through 2025 (BOA 20-001-D_05) 						<ul style="list-style-type: none"> • None 						

HMI Upgrade												
Managing Department		Project Location				Program and Project Category			Estimated Useful Life			Lifetime Budget
Information Technology		Various				WRRF Improvements <input type="radio"/> Alex Only <input checked="" type="radio"/> Joint Use			5 years			\$4,256,434
												Grant/Debt Funded?
												No
Expenditure	Prior Years*	FY 2024	FY 2025	FY 2026	FY 2027	FY 2028	FY 2029	FY 2030	FY 2031	FY 2032	FY 2033	10 Yr. Total
Total	\$1,600,000	\$1,875,130	\$781,304	\$0	\$0	\$0	\$0	\$0	\$0	\$0	\$0	\$2,656,434
Financing												
AlexRenew	\$640,000	\$750,052	\$312,522	\$0	\$0	\$0	\$0	\$0	\$0	\$0	\$0	\$1,062,574
Fairfax	\$960,000	\$1,125,078	\$468,783	\$0	\$0	\$0	\$0	\$0	\$0	\$0	\$0	\$1,593,861
Project Description and Justification												
Purpose:	To upgrade and modify the Human Machine Interface (HMI) applications associated with the WRRF's supervisory control and data acquisition (SCADA) system.											
Background:	The current HMI application is obsolete. The HMI screens and PLC code need to be upgraded to meet current industry standards.											
Project Components:	Replacement of WinCC with Factory Talk View SE.											
Procurement Method:	Existing contract.											
Benefits						Strategic Outcome Area						
<ul style="list-style-type: none"> HMI that meets current industry standards and best practices Improved user experience, system stability, and functionality 						Operational Excellence						
Key Milestones for FY 2024						Impact on Operations or Community						
<ul style="list-style-type: none"> Modify the HMI associated with the PLCs upgraded part of the PLC Upgrade/Replacement Project 						<ul style="list-style-type: none"> Temporary impacts during implementation of upgrades 						
External or Internal Adopted Plan or Recommendation						Changes from Prior Year CIP						
<ul style="list-style-type: none"> 2016 SCADA Master Plan 						<ul style="list-style-type: none"> Extension of project schedule 						

Information Technology Projects												
Managing Department			Project Location			Program and Project Category			Estimated Useful Life			Lifetime Budget
Information Technology			Various			WRRF Improvements <input type="radio"/> Alex Only <input checked="" type="radio"/> Joint Use			5 years			\$26,900,000
												Grant/Debt Funded?
												No
Expenditure	Prior Years*	FY 2024	FY 2025	FY 2026	FY 2027	FY 2028	FY 2029	FY 2030	FY 2031	FY 2032	FY 2033	10 Yr. Total
Total	\$6,000,000	\$7,000,000	\$2,400,000	\$2,450,000	\$2,150,000	\$1,150,000	\$1,150,000	\$1,150,000	\$1,150,000	\$1,150,000	\$1,150,000	\$20,900,000
Financing												
AlexRenew	\$2,400,000	\$2,800,000	\$960,000	\$980,000	\$860,000	\$460,000	\$460,000	\$460,000	\$460,000	\$460,000	\$460,000	\$8,360,000
Fairfax	\$3,600,000	\$4,200,000	\$1,440,000	\$1,470,000	\$1,290,000	\$690,000	\$690,000	\$690,000	\$690,000	\$690,000	\$690,000	\$12,540,000
Project Description and Justification												
Purpose: To fund ongoing lifecycle replacement and expansion of information technology assets. Background: AlexRenew's infrastructure assets are approaching end of life and will no longer be supported by vendor. Project Components: TBD. May include: Cybersecurity enhancements, application upgrades like CMMS, LIMS, HVAC, SCADA. Hardware upgrades of switches, routers, access points, servers, and general infrastructure. Telecom and communication upgrades like VOIP, Call Managers. Battery and UPS replacements along with workstations and end user devices. Storage including primary and backup datacenters. Procurement Method: Various existing contracts												
Benefits						Strategic Outcome Area						
<ul style="list-style-type: none"> Increased cybersecurity Upgrades to supported versions of hardware and software 						Operational Excellence						
Key Milestones for FY 2024						Impact on Operations or Community						
<ul style="list-style-type: none"> Enhance cybersecurity through upgrading datacenters and network Upgrade applications 						<ul style="list-style-type: none"> Increased stability of environment Increased network security Increased productivity 						
External or Internal Adopted Plan or Recommendation						Changes from Prior Year CIP						
• N/A						• Continuous efforts to support project upgrades						

Main Campus Galleries Improvements													
Managing Department			Project Location				Program and Project Category			Estimated Useful Life			Lifetime Budget
Engineering			WRRF				WRRF Improvements <input type="radio"/> Alex Only <input checked="" type="radio"/> Joint Use			10 years			\$1,300,000
													Grant/Debt Funded?
													No
Expenditure	Prior Years*	FY 2024	FY 2025	FY 2026	FY 2027	FY 2028	FY 2029	FY 2030	FY 2031	FY 2032	FY 2033	10 Yr. Total	
Total	\$0	\$0	\$0	\$0	\$0	\$500,000	\$500,000	\$300,000	\$0	\$0	\$0	\$1,300,000	
Financing													
AlexRenew	\$0	\$0	\$0	\$0	\$0	\$200,000	\$200,000	\$120,000	\$0	\$0	\$0	\$520,000	
Fairfax	\$0	\$0	\$0	\$0	\$0	\$300,000	\$300,000	\$180,000	\$0	\$0	\$0	\$780,000	
Project Description and Justification													
<p>Purpose: To improve AlexRenew's WRRF galleries.</p> <p>Background: AlexRenew's WRRF houses a series of underground, walkable, pipe galleries. Some of these were constructed as early as the 1950s and house mechanical and electrical utilities and piping. This project involves carrying out the recommended rehabilitation tasks previously identified during the creation of the gallery map.</p> <p>Project Components: TBD</p> <p>Procurement Method: TBD</p>													
Benefits						Strategic Outcome Area							
<ul style="list-style-type: none"> To maintain/improve existing assets. 						Operational Excellence							
Key Milestones for FY 2024						Impact on Operations or Community							
<ul style="list-style-type: none"> None 						<ul style="list-style-type: none"> Reduce future maintenance costs and renew existing assets 							
External or Internal Adopted Plan or Recommendation						Changes from Prior Year CIP							
<ul style="list-style-type: none"> TBD 						<ul style="list-style-type: none"> Project start moved to FY28. 							

Preliminary/Primary System Upgrades												
Managing Department			Project Location			Program and Project Category			Estimated Useful Life			Lifetime Budget
Engineering			Building A Building K			WRRF Improvements <input type="radio"/> Alex Only <input checked="" type="radio"/> Joint Use			20 years			\$81,650,000
												Grant/Debt Funded?
												No
Expenditure	Prior Years*	FY 2024	FY 2025	FY 2026	FY 2027	FY 2028	FY 2029	FY 2030	FY 2031	FY 2032	FY 2033	10 Yr. Total
Total	\$1,250,000	\$3,000,000	\$7,000,000	\$17,600,000	\$17,600,000	\$17,600,000	\$17,600,000	\$0	\$0	\$0	\$0	\$80,400,000
Financing												
AlexRenew	\$500,000	\$1,200,000	\$2,800,000	\$7,040,000	\$7,040,000	\$7,040,000	\$7,040,000	\$0	\$0	\$0	\$0	\$32,160,000
Fairfax	\$750,000	\$1,800,000	\$4,200,000	\$10,560,000	\$10,560,000	\$10,560,000	\$10,560,000	\$0	\$0	\$0	\$0	\$48,240,000
Project Description and Justification												
Purpose: To upgrade the WRRF's aging Preliminary and Primary Treatment Systems.												
Background: Many of the system components of the Preliminary and Primary Treatment Systems are reaching the end of their useful life. The Preliminary/Primary System Upgrade (PPSU) study identified needed upgrades. The project is expected to be designed and constructed in phases.												
Project Components: Design of Phase 1 recommendations												
Procurement Method: Existing contract for design and ITB for construction												
Benefits						Strategic Outcome Area						
<ul style="list-style-type: none"> Improved reliability and resiliency of preliminary/primary systems 						Operational Excellence						
Key Milestones for FY 2024						Impact on Operations or Community						
<ul style="list-style-type: none"> Complete phase I design 						<ul style="list-style-type: none"> Temporary impacts during construction of upgrades 						
External or Internal Adopted Plan or Recommendation						Changes from Prior Year CIP						
<ul style="list-style-type: none"> None 						<ul style="list-style-type: none"> N/A 						

Primary Settling Tank Rehabilitation													
Managing Department			Project Location				Program and Project Category			Estimated Useful Life			Lifetime Budget
Engineering			Primary Settling Tanks 1 through 8				WRRF Improvements <input type="radio"/> Alex Only <input checked="" type="radio"/> Joint Use			20 years			\$5,380,000
													Grant/Debt Funded?
													No
Expenditure	Prior Years*	FY 2024	FY 2025	FY 2026	FY 2027	FY 2028	FY 2029	FY 2030	FY 2031	FY 2032	FY 2033	10 Yr. Total	
Total	\$3,380,000	\$2,000,000	\$0	\$0	\$0	\$0	\$0	\$0	\$0	\$0	\$0	\$2,000,000	
Financing													
AlexRenew	\$1,352,000	\$800,000	\$0	\$0	\$0	\$0	\$0	\$0	\$0	\$0	\$0	\$800,000	
Fairfax	\$2,028,000	\$1,200,000	\$0	\$0	\$0	\$0	\$0	\$0	\$0	\$0	\$0	\$1,200,000	
Project Description and Justification													
<p>Purpose: To replace chain and flight equipment in the Primary Settling Tanks.</p> <p>Background: There are eight (8) Primary Settling Tanks (PST). The existing chain and flights in six (6) of these tanks are nearing the end of their useful life. This equipment is critical to the removal of solids/scum from the PSTs.</p> <p>Project Components: New drive chain, new longitudinal & cross collector mechanisms, new drive units, new sprocket motion monitoring system, new control stations for PST 5-8, and other miscellaneous parts replacements. Project also includes necessary electrical and structural modifications, engineering support, SCADA integration, and associated startup, certification, training, etc.</p> <p>Procurement Method: Existing contract for design, ITB for construction</p>													
Benefits						Strategic Outcome Area							
<ul style="list-style-type: none"> Improve the overall performance, reliability, and efficiency of the PSTs 						Operational Excellence							
Key Milestones for FY 2024						Impact on Operations or Community							
<ul style="list-style-type: none"> Complete equipment installation 						<ul style="list-style-type: none"> Maintain performance of the treatment process 							
External or Internal Adopted Plan or Recommendation						Changes from Prior Year CIP							
<ul style="list-style-type: none"> N/A 						<ul style="list-style-type: none"> None 							

Reclaimed Water System Upgrade												
Managing Department			Project Location			Program and Project Category			Estimated Useful Life			Lifetime Budget
Strategy and Policy			Building F			WRRF Improvements <input type="radio"/> Alex Only <input checked="" type="radio"/> Joint Use			TBD			\$2,109,474
												Grant/Debt Funded?
												No
Expenditure	Prior Years*	FY 2024	FY 2025	FY 2026	FY 2027	FY 2028	FY 2029	FY 2030	FY 2031	FY 2032	FY 2033	10 Yr. Total
Total	\$0	\$158,760	\$951,568	\$999,146	\$0	\$0	\$0	\$0	\$0	\$0	\$0	\$2,109,474
Financing												
AlexRenew	\$0	\$63,504	\$380,627	\$399,658	\$0	\$0	\$0	\$0	\$0	\$0	\$0	\$843,790
Fairfax	\$0	\$95,256	\$570,941	\$599,488	\$0	\$0	\$0	\$0	\$0	\$0	\$0	\$1,265,684
Project Description and Justification												
Purpose: To asses and upgrade the reclaimed water system. Background: AlexRenew's existing reclaimed water system is designed to treat a maximum of 2.0 MGD. It was placed into service in 2015 and needs to be upgraded to meet future demands as well as ensure proper system performance. A system evaluation is in progress. Project Components: TBD. May include design of: Pumps, motors, drives, upgraded UV and booster systems, instrumentation, and related improvements. Procurement Method: TBD												
Benefits						Strategic Outcome Area						
<ul style="list-style-type: none"> Maintained system performance and reliability Increased system capacity 						Operational Excellence						
Key Milestones for FY 2024						Impact on Operations or Community						
<ul style="list-style-type: none"> Complete design of system upgrades 						<ul style="list-style-type: none"> Temporary impacts during implementation of upgrades 						
External or Internal Adopted Plan or Recommendation						Changes from Prior Year CIP						
<ul style="list-style-type: none"> W3/RW System Performance Evaluation - Future Demands and Strategy Through 2031 (BOA 20-001-D_05) 						<ul style="list-style-type: none"> None 						

Solids Process Upgrades													
Managing Department			Project Location				Program and Project Category			Estimated Useful Life			Lifetime Budget
Engineering			WRRF				WRRF Improvements <input type="radio"/> Alex Only <input checked="" type="radio"/> Joint Use			N/A			\$115,100,000
													Grant/Debt Funded?
													No
Expenditure	Prior Years*	FY 2024	FY 2025	FY 2026	FY 2027	FY 2028	FY 2029	FY 2030	FY 2031	FY 2032	FY 2033	10 Yr. Total	
Total	\$1,100,000	\$4,000,000	\$5,000,000	\$5,000,000	\$10,000,000	\$15,000,000	\$15,000,000	\$15,000,000	\$15,000,000	\$15,000,000	\$15,000,000	\$114,000,000	
Financing													
AlexRenew	\$440,000	\$1,600,000	\$2,000,000	\$2,000,000	\$4,000,000	\$6,000,000	\$6,000,000	\$6,000,000	\$6,000,000	\$6,000,000	\$6,000,000	\$45,600,000	
Fairfax	\$660,000	\$2,400,000	\$3,000,000	\$3,000,000	\$6,000,000	\$9,000,000	\$9,000,000	\$9,000,000	\$9,000,000	\$9,000,000	\$9,000,000	\$68,400,000	
Project Description and Justification													
Purpose:	To improve solids handling at AlexRenew's WRRF.												
Background:	The WRRF's solids processes are currently being evaluated as part of a Solids Master Plan (SMP). The SMP will take a holistic look at the existing solids processing system, including its performance and ability to meet current and future process needs. SMP recommendations will be made to improve solids handling, disposal and volume reduction options in the context of sustainability and regulatory drivers, available technologies, and best practices. Short and long term solids improvement projects shall be implemented based on the results of the SMP recommendations.												
Project Components:	TBD												
Procurement Method:	TBD												
Benefits						Strategic Outcome Area							
• Ensure the longevity and performance of the WRRF biosolids system.						Operational Excellence							
Key Milestones for FY 2024						Impact on Operations or Community							
• Complete the SMP and begin implementation of short term improvements						• Temporary impacts during implementation of recommendations.							
External or Internal Adopted Plan or Recommendation						Changes from Prior Year CIP							
• TBD						• Solids management projects consolidated into one program							

Plantwide Sump/Drain System Updates												
Managing Department			Project Location			Program and Project Category			Estimated Useful Life			Lifetime Budget
Engineering			WRRF			WRRF Improvements <input type="radio"/> Alex Only <input checked="" type="radio"/> Joint Use			20 years			\$4,200,000
												Grant/Debt Funded?
												No
Expenditure	Prior Years*	FY 2024	FY 2025	FY 2026	FY 2027	FY 2028	FY 2029	FY 2030	FY 2031	FY 2032	FY 2033	10 Yr. Total
Total	\$0	\$200,000	\$500,000	\$500,000	\$3,000,000	\$0	\$0	\$0	\$0	\$0	\$0	\$4,200,000
Financing												
AlexRenew	\$0	\$80,000	\$200,000	\$200,000	\$1,200,000	\$0	\$0	\$0	\$0	\$0	\$0	\$1,680,000
Fairfax	\$0	\$120,000	\$300,000	\$300,000	\$1,800,000	\$0	\$0	\$0	\$0	\$0	\$0	\$2,520,000
Project Description and Justification												
Purpose: To evaluate the condition and performance of the WRRF's aging drain systems. Background: A collection of sumps, trenches, and pipes exist to remove fluids from various areas of the WRRF. This project will assess the ability of the existing drainage systems to operate efficiently and reliably and will implement system modifications as needed. Project Components: Drain system assessment and modification. Procurement Method: TBD												
Benefits						Strategic Outcome Area						
<ul style="list-style-type: none"> Improve the overall reliability and performance of the WRRF drainage network. 						Operational Excellence						
Key Milestones for FY 2024						Impact on Operations or Community						
<ul style="list-style-type: none"> Complete condition assessment 						<ul style="list-style-type: none"> Assessment work will need to be coordinated with O&M Temporary impacts during implementation of any recommendations 						
External or Internal Adopted Plan or Recommendation						Changes from Prior Year CIP						
<ul style="list-style-type: none"> N/A 						<ul style="list-style-type: none"> New project in FY24 						

Plantwide Chemical System Updates												
Managing Department		Project Location				Program and Project Category			Estimated Useful Life			Lifetime Budget
Engineering		AlexRenew-WRRF				WRRF Improvements <input type="radio"/> Alex Only <input checked="" type="radio"/> Joint Use			50 years			\$1,500,000
												Grant/Debt Funded?
												No
Expenditure	Prior Years*	FY 2024	FY 2025	FY 2026	FY 2027	FY 2028	FY 2029	FY 2030	FY 2031	FY 2032	FY 2033	10 Yr. Total
Total	\$0	\$500,000	\$500,000	\$500,000	\$0	\$0	\$0	\$0	\$0	\$0	\$0	\$1,500,000
Financing												
AlexRenew	\$0	\$200,000	\$200,000	\$200,000	\$0	\$0	\$0	\$0	\$0	\$0	\$0	\$600,000
Fairfax	\$0	\$300,000	\$300,000	\$300,000	\$0	\$0	\$0	\$0	\$0	\$0	\$0	\$900,000
Project Description and Justification												
<p>Purpose: To evaluate the condition and performance of the WRRF's aging chemical systems.</p> <p>Background: Chemicals are widely used throughout treatment processes. The project will assess the ability of the existing chemical systems to efficiently and reliably meet WRRF process needs and will implement system modifications as needed.</p> <p>Project Components: Chemical system assessment and modification.</p> <p>Procurement Method: To be determined</p>												
Benefits						Strategic Outcome Area						
<ul style="list-style-type: none"> Improve the overall reliability and performance of the WRRF's chemical systems. 						Operational Excellence						
Key Milestones for FY 2024						Impact on Operations or Community						
<ul style="list-style-type: none"> Complete the chemical system study 						<ul style="list-style-type: none"> Temporary impacts to staff during construction 						
External or Internal Adopted Plan or Recommendation						Changes from Prior Year CIP						
<ul style="list-style-type: none"> N/A 						<ul style="list-style-type: none"> New project for FY 2024 						

Power Distribution Monitors												
Managing Department		Project Location				Program and Project Category			Estimated Useful Life			Lifetime Budget
Engineering		WRRF				WRRF Improvements <input type="radio"/> Alex Only <input checked="" type="radio"/> Joint Use			10 years			\$420,000
												Grant/Debt Funded?
												No
Expenditure	Prior Years*	FY 2024	FY 2025	FY 2026	FY 2027	FY 2028	FY 2029	FY 2030	FY 2031	FY 2032	FY 2033	10 Yr. Total
Total	\$0	\$150,000	\$30,000	\$30,000	\$30,000	\$30,000	\$30,000	\$30,000	\$30,000	\$30,000	\$30,000	\$420,000
Financing												
AlexRenew	\$0	\$60,000	\$12,000	\$12,000	\$12,000	\$12,000	\$12,000	\$12,000	\$12,000	\$12,000	\$12,000	\$168,000
Fairfax	\$0	\$90,000	\$18,000	\$18,000	\$18,000	\$18,000	\$18,000	\$18,000	\$18,000	\$18,000	\$18,000	\$252,000
Project Description and Justification												
Purpose:	To replace existing power monitors with ethernet connectivity and to network replacement of DH+ with Ethernet.											
Background:	AlexRenew's SCADA system is equipped with electrical power monitors designed to provide real-time and historical electricity consumption data for unit systems throughout the plant. The current power distribution monitors are obsolete and rely on proprietary communication technology and additional monitors may be needed in some areas. A power monitor audit will determine the number and location of additional monitors needed.											
Project Components:	Phased approach: programming and testing new modules, installing network infrastructure, updating reference documents, and updating the SCADA dashboard with energy usage data.											
Procurement Method:	TBD											
Benefits						Strategic Outcome Area						
<ul style="list-style-type: none"> Enhance the system so that data interpretation can be used to make operational changes. Enhance understanding of resource consumption 						Operational Excellence						
Key Milestones for FY 2024						Impact on Operations or Community						
<ul style="list-style-type: none"> Develop a plan for phased power monitor updates based on data needs for sustainability and O&M Conduct proof of concept conditioning 						<ul style="list-style-type: none"> A series of outages will be necessary to transition every device onto the new system. 						
External or Internal Adopted Plan or Recommendation						Changes from Prior Year CIP						
<ul style="list-style-type: none"> SCADA Master Plan 						<ul style="list-style-type: none"> None 						

Warehouse and Inventory Upgrades

Managing Department		Project Location				Program and Project Category			Estimated Useful Life			Lifetime Budget
Engineering		WRRF				Improvement, Rehab., & Replacement (IRR)			25-30 years			\$5,000,000
						<input type="radio"/> Alex Only						Grant/Debt Funded?
						<input checked="" type="radio"/> Joint Use						No
Expenditure	Prior Years*	FY 2024	FY 2025	FY 2026	FY 2027	FY 2028	FY 2029	FY 2030	FY 2031	FY 2032	FY 2033	10 Yr. Total
Total	\$0	\$1,500,000	\$2,000,000	\$1,500,000	\$0	\$0	\$0	\$0	\$0	\$0	\$0	\$5,000,000
Financing												
AlexRenew	\$0	\$600,000	\$800,000	\$600,000	\$0	\$0	\$0	\$0	\$0	\$0	\$0	\$2,000,000
Fairfax	\$0	\$900,000	\$1,200,000	\$900,000	\$0	\$0	\$0	\$0	\$0	\$0	\$0	\$3,000,000
Project Description and Justification												
<p>Purpose: To create a centralized warehouse.</p> <p>Background: AlexRenew currently maintains a "just-in time" facility in Building G that houses small, often used and replaced parts and equipment. Supply chain issues in recent years have highlighted the need purchase and store critical, but less frequently replaced equipment and parts with lengthy lead times. More storage space is needed to facilitate this. In addition, large critical parts and assets are housed in a variety of WRRF locations around the facility. In addition to more storage space, AlexRenew desires to bring as much inventory as possible into one central location.</p> <p>Project Components: Warehouse feasibility study</p> <p>Procurement Method: Engineering BOA and future competitively bid contracts as appropriate</p>												
Benefits						Strategic Outcome Area						
<ul style="list-style-type: none"> • Improved inventory control and security • Facilities WRRF reliability 						Effective Financial Stewardship						
Key Milestones for FY 2024						Impact on Operations or Community						
<ul style="list-style-type: none"> • Continued Study of Building F warehouse feasibility 						<ul style="list-style-type: none"> • Improved parts access and storage 						
External or Internal Adopted Plan or Recommendation						Changes from Prior Year CIP						
<ul style="list-style-type: none"> • TBD 						<ul style="list-style-type: none"> • N/A 						

Secondary Settling Tanks Refurbishment												
Managing Department			Project Location			Program and Project Category			Estimated Useful Life			Lifetime Budget
Operations & Maintenance			Secondary Settling Tanks 1 through 6			WRRF Improvements <input type="radio"/> Alex Only <input checked="" type="radio"/> Joint Use			20 years			\$4,000,000
												Grant/Debt Funded?
												No
Expenditure	Prior Years*	FY 2024	FY 2025	FY 2026	FY 2027	FY 2028	FY 2029	FY 2030	FY 2031	FY 2032	FY 2033	10 Yr. Total
Total	\$0	\$2,000,000	\$2,000,000	\$0	\$0	\$0	\$0	\$0	\$0	\$0	\$0	\$4,000,000
Financing												
AlexRenew	\$0	\$800,000	\$800,000	\$0	\$0	\$0	\$0	\$0	\$0	\$0	\$0	\$1,600,000
Fairfax	\$0	\$1,200,000	\$1,200,000	\$0	\$0	\$0	\$0	\$0	\$0	\$0	\$0	\$2,400,000
Project Description and Justification												
<p>Purpose: To replace the chain and flight equipment in the secondary settling tanks (SSTs).</p> <p>Background: There are six (6) secondary settling tanks consisting of four (4) cells each. The existing chain and flights in these tanks are nearing the end of their useful life. This equipment is critical to the removal of sediment/scum from the SSTs.</p> <p>Project Components: Chains, flight and associated appurtenances.</p> <p>Procurement Method: TBD</p>												
Benefits						Strategic Outcome Area						
<ul style="list-style-type: none"> Improve the overall performance, reliability, and efficiency of the SSTs 						Operational Excellence						
Key Milestones for FY 2024						Impact on Operations or Community						
<ul style="list-style-type: none"> Replacement of existing equipment 						<ul style="list-style-type: none"> Maintain performance of the treatment process 						
External or Internal Adopted Plan or Recommendation						Changes from Prior Year CIP						
<ul style="list-style-type: none"> None. 						<ul style="list-style-type: none"> None. 						

Security Services During Construction												
Managing Department			Project Location			Program and Project Category			Estimated Useful Life			Lifetime Budget
Safety			WRRF			WRRF Improvements <input type="radio"/> Alex Only <input checked="" type="radio"/> Joint Use			5 years			\$3,400,000
												Grant/Debt Funded?
												Yes
Expenditure	Prior Years*	FY 2024	FY 2025	FY 2026	FY 2027	FY 2028	FY 2029	FY 2030	FY 2031	FY 2032	FY 2033	10 Yr. Total
Total	\$1,350,000	\$550,000	\$550,000	\$550,000	\$0	\$0	\$0	\$0	\$0	\$0	\$0	\$1,650,000
Financing												
AlexRenew	\$540,000	\$220,000	\$220,000	\$220,000	\$0	\$0	\$0	\$0	\$0	\$0	\$0	\$660,000
Fairfax	\$810,000	\$330,000	\$330,000	\$330,000	\$0	\$0	\$0	\$0	\$0	\$0	\$0	\$990,000
Project Description and Justification												
Purpose: To maintain security measures during the ongoing RiverRenew Tunnel Project. Background: Additional security is necessary during the ongoing RiverRenew Tunnel project to provide a safe, secure and reliable work environment for AlexRenew. Project Components: Security services Procurement Method: Existing contract												
Benefits						Strategic Outcome Area						
<ul style="list-style-type: none"> Maintenance of safety and security during the ongoing RiverRenew Tunnel Project A safe and reliable work environment for all employees 						Public Engagement and Trust						
Key Milestones for FY 2024						Impact on Operations or Community						
<ul style="list-style-type: none"> Maintain efficient security services during the start of tunnel boring activities at the WRRF. 						<ul style="list-style-type: none"> Enhances safety and security for staff, contractors, and the surrounding community 						
External or Internal Adopted Plan or Recommendation						Changes from Prior Year CIP						
<ul style="list-style-type: none"> None. 						<ul style="list-style-type: none"> None. 						

Environmental Center 5th Floor Build-out												
Managing Department			Project Location			Program and Project Category			Estimated Useful Life			Lifetime Budget
Communications and External Programs			Environmental Center			Other <input type="radio"/> Alex Only <input checked="" type="radio"/> Joint Use			40 years			\$4,000,000
												Grant/Debt Funded?
												Undetermined
Expenditure	Prior Years*	FY 2024	FY 2025	FY 2026	FY 2027	FY 2028	FY 2029	FY 2030	FY 2031	FY 2032	FY 2033	10 Yr. Total
Total	\$0	\$1,000,000	\$2,000,000	\$1,000,000	\$0	\$0	\$0	\$0	\$0	\$0	\$0	\$4,000,000
Financing												
AlexRenew	\$0	\$510,000	\$1,020,000	\$510,000	\$0	\$0	\$0	\$0	\$0	\$0	\$0	\$2,040,000
Fairfax	\$0	\$490,000	\$980,000	\$490,000	\$0	\$0	\$0	\$0	\$0	\$0	\$0	\$1,960,000
Project Description and Justification												
<p>Purpose: To complete the build out of the 5th floor of the Environmental Center (EC).</p> <p>Background: When the EC was built, the 5th floor was not built out to provide flexibility for future needs. With expansion and growth of the AlexRenew team, there is need to complete and furnish the 5th floor.</p> <p>Project Components: Design and construction</p> <p>Procurement Method: TBD</p>												
Benefits						Strategic Outcome Area						
<ul style="list-style-type: none"> Optimize use of existing infrastructure and space 						Public Engagement and Trust						
Key Milestones for FY 2024						Impact on Operations or Community						
<ul style="list-style-type: none"> Design of the 5th floor space 						<ul style="list-style-type: none"> Increased usage of facilities and building space 						
External or Internal Adopted Plan or Recommendation						Changes from Prior Year CIP						
<ul style="list-style-type: none"> TBD 						<ul style="list-style-type: none"> Budget modifications. 						

South Carlyle Partnership												
Managing Department			Project Location			Program and Project Category			Estimated Useful Life			Lifetime Budget
Communications and External Programs			Environmental Center and Carlyle Plaza			Other <input type="radio"/> Alex Only <input checked="" type="radio"/> Joint Use			40 years			\$1,100,000
												Grant/Debt Funded?
												Undetermined
Expenditure	Prior Years*	FY 2024	FY 2025	FY 2026	FY 2027	FY 2028	FY 2029	FY 2030	FY 2031	FY 2032	FY 2033	10 Yr. Total
Total	\$0	\$0	\$0	\$200,000	\$300,000	\$300,000	\$300,000	\$0	\$0	\$0	\$0	\$1,100,000
Financing												
AlexRenew	\$0	\$0	\$0	\$80,000	\$120,000	\$120,000	\$120,000	\$0	\$0	\$0	\$0	\$440,000
Fairfax	\$0	\$0	\$0	\$120,000	\$180,000	\$180,000	\$180,000	\$0	\$0	\$0	\$0	\$660,000
Project Description and Justification												
<p>Purpose: To provide engineering and/or construction services related to physically connecting the planned Carlyle Plaza II development to the AlexRenew Environmental Center (EC).</p> <p>Background: The AlexRenew EC was designed to connect to the future Carlyle Plaza II development (north of Limerick St). Carlyle Plaza II will provide additional public park space and supports the Eisenhower East Small Area Plan for connecting open spaces. The Carlyle Plaza II site is currently in use by the RiverRenew Tunnel Project and the Carlyle Plaza II development will begin following completion of the Tunnel Project. The proposed design includes a park that connects Carlyle Plaza II to the green roof above the EC's garage.</p> <p>Project Components: TBD</p> <p>Procurement Method: TBD</p>												
Benefits						Strategic Outcome Area						
<ul style="list-style-type: none"> Facilitates proper coordination of physical connections to AlexRenew infrastructure. 						Watershed Stewardship						
Key Milestones for FY 2024						Impact on Operations or Community						
<ul style="list-style-type: none"> None 						<ul style="list-style-type: none"> Supports the City's Eisenhower East Small Area Plan for connecting open spaces 						
External or Internal Adopted Plan or Recommendation						Changes from Prior Year CIP						
<ul style="list-style-type: none"> TBD 						<ul style="list-style-type: none"> Budget modifications. 						

Environmental Center Lobby Upgrades												
Managing Department			Project Location			Program and Project Category			Estimated Useful Life			Lifetime Budget
Communications and External Programs			Environmental Center			Other <input type="radio"/> Alex Only <input checked="" type="radio"/> Joint Use			10 years			\$500,000
												Grant/Debt Funded?
												No
Expenditure	Prior Years*	FY 2024	FY 2025	FY 2026	FY 2027	FY 2028	FY 2029	FY 2030	FY 2031	FY 2032	FY 2033	10 Yr. Total
Total	\$0	\$0	\$500,000	\$0	\$0	\$0	\$0	\$0	\$0	\$0	\$0	\$500,000
Financing												
AlexRenew	\$0	\$0	\$255,000	\$0	\$0	\$0	\$0	\$0	\$0	\$0	\$0	\$255,000
Fairfax	\$0	\$0	\$245,000	\$0	\$0	\$0	\$0	\$0	\$0	\$0	\$0	\$245,000
Project Description and Justification												
Purpose: To update the educational exhibits in the Environmental Center Lobby to include RiverRenew. Background: The Environmental Center’s educational exhibits in the lobby have been a highly used space at educating visitors about the important work AlexRenew does. Updating these static exhibits provides more educational opportunities for community members. Project Components: Design, permitting, and installation of exhibits Procurement Method: TBD												
Benefits						Strategic Outcome Area						
<ul style="list-style-type: none"> Expands educational exhibits for community members to engage with AlexRenew’s mission 						Public Engagement and Trust						
Key Milestones for FY 2024						Impact on Operations or Community						
<ul style="list-style-type: none"> None 						<ul style="list-style-type: none"> Increased value to community and usage of facilities. 						
External or Internal Adopted Plan or Recommendation						Changes from Prior Year CIP						
<ul style="list-style-type: none"> TBD 						<ul style="list-style-type: none"> Moved start to after RiverRenew is largely complete 						

Regulatory Analyses

Managing Department		Project Location				Program and Project Category			Estimated Useful Life			Lifetime Budget
Strategy and Policy		Various				Other			15-20 years			\$1,025,000
						<input type="radio"/> Alex Only						Grant/Debt Funded?
						<input checked="" type="radio"/> Joint Use						<Click to Select>
Expenditure	Prior Years*	FY 2024	FY 2025	FY 2026	FY 2027	FY 2028	FY 2029	FY 2030	FY 2031	FY 2032	FY 2033	10 Yr. Total
Total	\$0	\$175,000	\$400,000	\$100,000	\$50,000	\$50,000	\$50,000	\$50,000	\$50,000	\$50,000	\$50,000	\$1,025,000
Financing												
AlexRenew	\$0	\$70,000	\$160,000	\$40,000	\$20,000	\$20,000	\$20,000	\$20,000	\$20,000	\$20,000	\$20,000	\$410,000
Fairfax	\$0	\$105,000	\$240,000	\$60,000	\$30,000	\$30,000	\$30,000	\$30,000	\$30,000	\$30,000	\$30,000	\$615,000
Project Description and Justification												
<p>Purpose: To perform/support research related to regulatory drivers such as emerging contaminants.</p> <p>Background: As new contaminants of concern are discovered, regulations often evolve to address them. Research is needed identify and to stay on top of regulatory drivers as well as to develop/test ways to respond to them.</p> <p>Project Components: TBD. May include: Organizational Readiness Assessment, Laboratory Feasibility Analysis, Process/Engineering Analysis, UV Disinfection Testing, EPA/State Regulations, Treatment Technology Review, and/or Human Capital Analysis.</p> <p>Procurement Method: TBD</p>												
Benefits						Strategic Outcome Area						
<ul style="list-style-type: none"> Improve organizational readiness to meet changing regulations. 						Operational Excellence						
Key Milestones for FY 2024						Impact on Operations or Community						
<ul style="list-style-type: none"> Define research objectives 						<ul style="list-style-type: none"> Improved ability to meet evolving regulations 						
External or Internal Adopted Plan or Recommendation						Changes from Prior Year CIP						
<ul style="list-style-type: none"> TBD 						<ul style="list-style-type: none"> New Project 						

Resiliency Initiatives												
Managing Department			Project Location			Program and Project Category			Estimated Useful Life			Lifetime Budget
Strategy and Policy			WRRF			WRRF Improvements <input type="radio"/> Alex Only <input checked="" type="radio"/> Joint Use			20 years			\$2,247,000
												Grant/Debt Funded?
												Undetermined
Expenditure	Prior Years*	FY 2024	FY 2025	FY 2026	FY 2027	FY 2028	FY 2029	FY 2030	FY 2031	FY 2032	FY 2033	10 Yr. Total
Total	\$0	\$243,000	\$489,000	\$150,000	\$445,000	\$325,000	\$95,000	\$500,000	\$0	\$0	\$0	\$2,247,000
Financing												
AlexRenew	\$0	\$97,200	\$195,600	\$60,000	\$178,000	\$130,000	\$38,000	\$200,000	\$0	\$0	\$0	\$898,800
Fairfax	\$0	\$145,800	\$293,400	\$90,000	\$267,000	\$195,000	\$57,000	\$300,000	\$0	\$0	\$0	\$1,348,200
Project Description and Justification												
<p>Purpose: To reduce energy consumption and greenhouse gas emissions to meet sustainability goals</p> <p>Background: AlexRenew is working to reduce energy usage by 25% by 2025 and reduce greenhouse gas emissions by 50% by 2050 over the 2005 baseline period. To successfully achieve these goals, AlexRenew will focus on projects to increase energy efficiency, generate renewable energy, reduce emissions from operations, and bolster administrative processes supporting these projects.</p> <p>Project Components: TBD</p> <p>Procurement Method: TBD</p>												
Benefits						Strategic Outcome Area						
<ul style="list-style-type: none"> Progress renewable energy use and GHG reduction goals Increases resilience, reliability, and operability of AlexRenew facilities 						Watershed Stewardship						
Key Milestones for FY 2024						Impact on Operations or Community						
<ul style="list-style-type: none"> All-hazards vulnerability assessment 						<ul style="list-style-type: none"> Supports AlexRenew's sustainability initiatives and commitment to environmental stewardship 						
External or Internal Adopted Plan or Recommendation						Changes from Prior Year CIP						
<ul style="list-style-type: none"> City of Alexandria Environmental Action Plan 2040 DOE Better Plants Challenge DOE Better Buildings Challenge AlexRenew Building Energy Analysis (CH2M, 2016) 						<ul style="list-style-type: none"> None. 						

Stormwater System Upgrades												
Managing Department			Project Location			Program and Project Category			Estimated Useful Life			Lifetime Budget
Engineering			WRRF			WRRF Improvements <input type="radio"/> Alex Only <input checked="" type="radio"/> Joint Use			40 years			\$850,000
												Grant/Debt Funded?
												Undetermined
Expenditure	Prior Years*	FY 2024	FY 2025	FY 2026	FY 2027	FY 2028	FY 2029	FY 2030	FY 2031	FY 2032	FY 2033	10 Yr. Total
Total	\$0	\$0	\$50,000	\$400,000	\$400,000	\$0	\$0	\$0	\$0	\$0	\$0	\$850,000
Financing												
AlexRenew	\$0	\$0	\$20,000	\$160,000	\$160,000	\$0	\$0	\$0	\$0	\$0	\$0	\$340,000
Fairfax	\$0	\$0	\$30,000	\$240,000	\$240,000	\$0	\$0	\$0	\$0	\$0	\$0	\$510,000
Project Description and Justification												
<p>Purpose: To implement stormwater best management practices (BMPs) in accordance with water quality and quantity needs.</p> <p>Background: The AlexRenew WRRF storm sewer system is subdivided into seven drainage areas that discharge directly to Hooffs Run, to the Virginia Department of Transportation (VDOT) sewer system, and to the City of Alexandria Municipal Separate Storm Sewer System (MS4). Given the expectations of more frequent and severe precipitation events, AlexRenew will continue to invest in sound stormwater management on its sites. This project involves an updated study and design to accommodate infrastructure changes since the original study of 2016 and the cost of construction and maintenance of stormwater BMPs.</p> <p>Project Components: TBD. May include and assessment study, design and construction of stormwater BMP's, and regular maintenance/cleaning</p> <p>Procurement Method: TBD</p>												
Benefits						Strategic Outcome Area						
<ul style="list-style-type: none"> Alternative treatment facilities to support AlexRenew's sustainability initiatives and commitment to environmental stewardship 						Watershed Stewardship						
Key Milestones for FY 2024						Impact on Operations or Community						
<ul style="list-style-type: none"> None. 						<ul style="list-style-type: none"> Potential to increase O&M costs to annual cost of approximately 5% of construction costs Results in reduction of pollutant loading of permitted stormwater conveyed 						
External or Internal Adopted Plan or Recommendation						Changes from Prior Year CIP						
<ul style="list-style-type: none"> Stormwater Improvement Analysis Report for Alexandria Renew Enterprises (URS Corp, 2016) 						<ul style="list-style-type: none"> Budget modifications 						

RiverRenew Tunnel Project - Alex Only												
Managing Department		Project Location				Program and Project Category			Estimated Useful Life			Lifetime Budget
Communications and External Programs		AlexRenew and Multiple Locations in Alexandria				RiverRenew <input checked="" type="radio"/> Alex Only <input type="radio"/> Joint Use			100 years			\$235,190,000
												Grant/Debt Funded?
												Yes
Expenditure	Prior Years*	FY 2024	FY 2025	FY 2026	FY 2027	FY 2028	FY 2029	FY 2030	FY 2031	FY 2032	FY 2033	10 Yr. Total
Total	\$143,120,000	\$69,740,000	\$21,920,000	\$410,000		\$0	\$0	\$0	\$0	\$0	\$0	\$92,070,000
Financing												
AlexRenew	\$143,120,000	\$69,740,000	\$21,920,000	\$410,000	\$0	\$0	\$0	\$0	\$0	\$0	\$0	\$92,070,000
Fairfax	-	-	-	-	-	-	-	-	-	-	-	-
Project Description and Justification												
<p>Purpose: To bring Alexandria's four existing combined sewer outfalls into compliance by July 1, 2025.</p> <p>Background: In response to a 2017 Virginia law requiring Alexandria's four existing combined sewer outfalls be brought into compliance by July 1, 2025, AlexRenew is constructing the RiverRenew Tunnel Project. The project will capture and convey combined sewage to AlexRenew for treatment.</p> <p>Project Components: The RiverRenew Tunnel Project includes:</p> <ul style="list-style-type: none"> • Waterfront Tunnel: 2-mile long, 12'-0" diameter segmentally lined tunnel. • Hooffs Run Interceptor: 2,700-foot long, 6'-0" open-cut sewer. • Four diversion chambers to direct combined sewer flows to the Waterfront Tunnel and Hooffs Run Interceptor. • Four shafts ranging from 35-feet to 65-feet in diameter. • Tunnel Dewatering and Wet Weather Pumping Station: 20-mgd tunnel dewatering and 180-mgd wet weather pumping station, including <p>Procurement Method: Fixed-price design-build</p>												
Benefits						Strategic Outcome Area						
<ul style="list-style-type: none"> • Significant reduction of CSOs to local waterways • Site restoration includes community amenities in two locations 						Watershed Stewardship						
Key Milestones for FY 2024						Impact on Operations or Community						
<ul style="list-style-type: none"> • Continue waterfront tunnel mining. • Installation of the Hooffs Run Interceptor. 						<ul style="list-style-type: none"> • Coordination with O&M and the community during construction. • O&M will operate and maintain pumping station once system is operational. 						
External or Internal Adopted Plan or Recommendation						Changes from Prior Year CIP						
<ul style="list-style-type: none"> • Long Term Control Plan Update, Approved 2018 						<ul style="list-style-type: none"> • Budget modifications. 						

RiverRenew Tunnel Project - Joint												
Managing Department			Project Location			Program and Project Category			Estimated Useful Life			Lifetime Budget
Communications and External Programs			AlexRenew and Multiple Locations in Alexandria			RiverRenew <input type="radio"/> Alex Only <input checked="" type="radio"/> Joint Use			100 years			\$383,632,455
												Grant/Debt Funded?
												Yes
Expenditure	Prior Years*	FY 2024	FY 2025	FY 2026	FY 2027	FY 2028	FY 2029	FY 2030	FY 2031	FY 2032	FY 2033	10 Yr. Total
Total	\$214,728,958	\$92,540,094	\$64,083,403	\$10,330,000	\$1,950,000	\$0	\$0	\$0	\$0	\$0	\$0	\$168,903,497
Financing												
AlexRenew	\$193,141,438	\$78,333,477	\$54,095,127	\$8,414,568	\$780,000	\$0	\$0	\$0	\$0	\$0	\$0	\$141,623,172
Fairfax	\$21,587,520	\$14,206,617	\$9,988,276	\$1,915,428	\$1,170,000	\$0	\$0	\$0	\$0	\$0	\$0	\$27,280,321
Project Description and Justification												
<p>Purpose: To bring Alexandria's four existing combined sewer outfalls into compliance by July 1, 2025.</p> <p>Background: In response to a 2017 Virginia law requiring Alexandria's four existing combined sewer outfalls be brought into compliance by July 1, 2025, AlexRenew is constructing the RiverRenew Tunnel Project. The project will capture and convey combined sewage to AlexRenew for treatment.</p> <p>Project Components: The RiverRenew Tunnel Project includes:</p> <ul style="list-style-type: none"> • Waterfront Tunnel: 2-mile long, 12'-0" diameter segmentally lined tunnel. • Hooffs Run Interceptor: 2,700-foot long, 6'-0" open-cut sewer. • Four diversion chambers to direct combined sewer flows to the Waterfront Tunnel and Hooffs Run Interceptor. • Four shafts ranging from 35-feet to 65-feet in diameter. • Tunnel Dewatering and Wet Weather Pumping Station: 20-mgd tunnel dewatering and 180-mgd wet weather pumping station, including <p>Procurement Method: Fixed-price design-build</p>												
Benefits						Strategic Outcome Area						
<ul style="list-style-type: none"> • Significant reduction of CSOs to local waterways • Site restoration includes community amenities in two locations 						Watershed Stewardship						
Key Milestones for FY 2024						Impact on Operations or Community						
<ul style="list-style-type: none"> • Continue waterfront tunnel mining. • Installation of the Hoofs Run Interceptor. 						<ul style="list-style-type: none"> • Coordination with O&M and the community during construction. • O&M will operate and maintain pumping station once system is operational. 						
External or Internal Adopted Plan or Recommendation						Changes from Prior Year CIP						
<ul style="list-style-type: none"> • Long Term Control Plan Update, Approved 2018 						<ul style="list-style-type: none"> • Budget modifications. 						

THIS PAGE LEFT INTENTIONALLY BLANK.

Section 15 Indenture and Financial Policy Compliance

The schedule below demonstrates AlexRenew’s financial profile according to the budget projections, as measured by its two major financial metrics – cash reserves and debt service coverage.

As it relates to liquidity, AlexRenew’s Indenture requires it to maintain at least 60 days cash on hand in the Operating Fund and an additional 60 days cash on hand in the General Reserve sub-fund, for a total cash reserve requirement of at least 120 days of operating expenses. As it relates to debt service coverage, AlexRenew’s Indenture requires that net revenues cover annual debt service payments by 1.1x while the Financial Policies require a more stringent 1.5x. In both cases, the adopted FY2024 budget forecasts compliance with these policies and indicate a healthy financial profile.

Table 15.1. Summary of Compliance with the Master Indenture of Trust and Financial Policy

Indenture and Financial Policy Compliance	Adopted FY2023	Adopted FY2024	Estimated FY2025	Estimated FY2026	Estimated FY2027	Estimated FY2028
Cash Reserve Requirement						
Operating Fund						
60 Days Current Year Budgeted Expenses	5,004,327	5,428,536	6,057,341	6,239,061	6,363,843	6,491,120
Projected Ending Balance	5,004,327	5,880,913	6,783,497	7,712,859	8,660,609	9,627,114
Excess (Deficiency)	-	452,377	726,156	1,473,798	2,296,767	3,135,994
General Reserve sub-Fund						
60 Days Current Year Budgeted Expenses	5,004,327	5,428,536	6,057,341	6,239,061	6,363,843	6,491,120
Projected Ending Balance	5,004,327	5,428,536	6,057,341	6,239,061	6,363,843	6,491,120
Excess (Deficiency)	-	-	-	-	-	-
Total Cash Reserve Requirement - 120 Days	10,008,655	10,857,073	12,114,683	12,478,124	12,727,686	12,982,240
Debt Service Coverage (DSC) Requirement						
Wastewater Treatment Charges	\$ 50,922,485	\$ 53,672,299	\$ 56,420,321	\$ 59,224,411	\$ 62,138,252	\$ 64,779,128
Fairfax County Operating Expense Charge	11,694,706	12,796,021	13,180,088	13,575,680	13,825,488	14,079,640
Interest Income	115,000	115,000	115,000	115,000	115,000	115,000
Gross Revenue Available for Debt Service	\$ 62,732,191	\$ 66,583,320	\$ 69,715,409	\$ 72,915,091	\$ 76,078,740	\$ 78,973,768
Operating Expenses	\$ (30,442,988)	\$ (33,023,593)	\$ (34,014,301)	\$ (35,034,730)	\$ (35,735,424)	\$ (36,450,133)
Net Revenues Available for Debt Service	\$ 31,789,203	\$ 33,059,727	\$ 35,201,108	\$ 37,380,361	\$ 39,843,315	\$ 42,023,635
Total Annual Debt Service	\$ 14,739,509	\$ 16,448,494	\$ 19,126,687	\$ 21,347,774	\$ 21,815,453	\$ 22,223,401
All-in Debt Service Coverage	<u>2.16x</u>	<u>2.02x</u>	<u>1.85x</u>	<u>1.76x</u>	<u>1.83x</u>	<u>1.90x</u>
Financial Policy Target	1.50x	1.50x	1.50x	1.50x	1.50x	1.50x
Indenture Target	1.10x	1.10x	1.10x	1.10x	1.10x	1.10x

THIS PAGE LEFT INTENTIONALLY BLANK.

Appendix A – Financial Policies

THIS PAGE LEFT INTENTIONALLY BLANK.

Alexandria Sanitation Authority

Financial Policies

Adopted August 17, 2010

Affirmed April 19, 2022

The Alexandria Sanitation Authority (ASA or Authority) is a special purpose governmental unit created by the City Council of Alexandria, Virginia (City Council) in 1952 for the purpose of constructing, operating and maintaining a wastewater treatment system (System) for the City of Alexandria, Virginia (City). ASA is governed and administered by a Board of Directors (Board) with five members who serve staggered terms and are appointed by the City Council. The General Manager oversees ASA’s operations and plans for the construction, maintenance, repair and financing of the System. ASA operates as an enterprise fund, has no taxing power and receives no financial assistance from the City.

ASA recognizes that one of the keys to sound financial management is the development of a formal financial policy. This view is confirmed by bond rating agencies, investors and the Government Finance Officers Association. Establishing formal financial policies is also a common practice among comparable water and wastewater authorities throughout the Commonwealth and the United States.

The financial policy is designed to help protect ASA’s financial resources by:

1. Promoting sound financial management;
2. Guiding ASA and its managers in policy and debt issuance decisions;
3. Establishing appropriate levels of operating cash reserves;
4. Developing a system to efficiently finance necessary capital improvements;
5. Ensuring the legal and prudent use of ASA’s debt issuance authority;
6. Providing a framework for ASA to achieve a strong credit rating, and
7. Maintaining reasonable and well justified levels of rates and fees in accordance with the financial policy.

In general, these financial policies are more restrictive and require higher standards than the legal requirements contained in the Master Indenture of Trust (Bond Indenture), which is the agreement between ASA and debt holders. These financial policies will be reviewed periodically and updated as appropriate.

The following are the financial policies that will guide ASA’s financial management, capital planning and debt financing.

1. Debt Service Coverage

- a. For FY2011 through and including FY2013, ASA will adopt budgets that it projects will enable ASA to maintain annual debt service coverage (Coverage) of 1.40 times Net Revenues, as defined in the Bond Indenture, on all senior and parity debt. Beginning in FY2014 and thereafter, ASA will maintain Coverage of at least 1.50 times on all senior and parity debt.

2. Reserves

- a. An important metric of ASA’s financial flexibility is its liquidity as measured by available cash and reserves. These reserve policies identify amounts available for known risks and obligations and set minimum funding goals that may be used in emergency or other unexpected situations as they arise. The reserves represent an earmarking for budgetary and financial policy purposes. These reserves are in addition to existing legal reserves required by the Master Indenture of Trust (Bond Indenture) and any funds earmarked for capital improvements.
- b. ASA will maintain a balance equal to at least 120 days of the current years budgeted amount for operating and maintenance expenses. As required by the Bond Indenture, one sixth of the current year’s budgeted amount for operating expenses (60 days) will be held in the Operating Fund. The remainder of the reserves will be held in the General Reserve Fund, a subfund of the General Fund. In the event the General Reserve Fund is used to provide funding for unanticipated expenses or otherwise drops below the policy level, the

General Manager will submit a plan in writing to the Board that will restore the General Reserve Fund to the policy level over a period not to exceed four years.

- c. All other funds will be funded as required by the Bond Indenture, with a summary as follows:
 - i. Senior Debt Service Fund: An amount that will cause the balance on deposit to be sufficient to pay the principal and interest on the respective payment dates.
 - ii. Improvement, Renewal and Replacement Fund (IRR): An amount equal to the Alexandria portion (40%) of the annual calculation of the required contribution to the IRR Fund.
 - iii. General Fund: Any remaining amounts after the required deposits.
 - iv. Debt Service Reserve Fund: For senior debt, an amount equal to the Debt Service Reserve Fund Requirement as defined in the Bond Indenture. There is no Debt Service Reserve Fund Requirement for ASA's parity debt.
- d. When necessary and prudent, ASA may create additional accounts within the General Fund for specific purposes. These accounts could include accounts for capital projects, risk management and revenue stabilization, among others.

3. Budgetary Principles

- a. Annual Operating Budget Proposals
 - i. Per Section 9.3 of the Bond Indenture, ASA is required to adopt a budget for the System for the ensuing fiscal year before the beginning of each fiscal year. The annual budget is required to be prepared in such a manner as to show in reasonable detail the estimated revenues, operating expenses, IRR amounts, debt service amounts, other costs and expenses and the amount of Net Revenues available to meet the Revenue Covenant per the Bond Indenture.
 - ii. In conjunction with the budget requirements in the Bond Indenture, the Board will strive to adopt an operating budget that:
 1. Is structurally balanced whereby current budgetary revenues are sufficient to meet current budgetary expenses (those that are ongoing in nature);
 2. Has fees and user charges at levels intended to support the direct and indirect cost of the activity;
 3. Sets fees and user charges with the intent to provide the lowest reasonable fees and user charges over time, not necessarily the lowest fees and user charges right now.
 4. Is at a level necessary to ensure the adequate maintenance and operations of the wastewater system;
 5. Includes amounts necessary to maintain the required reserve balances as defined in these policies;
 6. Enables ASA to meet the debt service coverage policy defined herein; and
 7. Funds at least 15 percent of its capital improvement program in cash.
 - iii. Capital Improvement Program (CIP)
 1. Each year ASA will adopt a ten-year CIP that identifies projects to be undertaken over next ten years to meet projected needs for infrastructure renewal, expansion, and replacing old or new facilities.
 2. The term of any debt financing will not exceed the aggregate useful lives of the related projects.
 3. The CIP will identify anticipated capital improvement costs and associated operating costs.
- b. Long-Range Financial Forecast
 - i. Beginning with the planning for the FY2012 budget and in each fiscal year thereafter, the General Manager will submit to the Board at least a three year financial forecast of anticipated revenues and expenses.

4. Debt Management

- a. ASA may issue long-term debt per the guidelines in this financial policy. Long-term borrowing will not be used to finance current operations. Long-term debt will be structured such that the term of financial obligations will not exceed the aggregate expected useful

- lives of the assets financed.
- b. Short-term borrowing may be utilized for the temporary funding of operational cash flow deficits or interim construction requirements.
 - c. Permitted Debt by Type: ASA may issue the debt instruments described below. The most appropriate instrument for a proposed sale of debt shall be determined by financing needs and expected market conditions at the time of sale.
 - ii. Lease Financing – ASA may use lease financing for equipment if (i) it can be demonstrated that this is the most cost effective or appropriate way to secure financing, or (ii) on projects that do not warrant entry into the bond market.
 - iii. Bond Anticipation Notes (BANs) - which include Commercial Paper, are typically an interim means of financing and, by their very nature, expose ASA to interest rate risk upon renewal. BANS may be used to (i) to finance projects until such time as the project or projects can be incorporated into a long-term bond sale, (ii) during times of high interest rates and when the expectation is that interest rates will stabilize in the future or trending downward, (iii) when market conditions are such that a BAN may be more readily received in the market than long-term debt, or (iv) on an interim basis during the construction period for a project until such time as the project is placed into service.
 - iv. Long-Term Revenue Bonds - ASA may issue long-term revenue bonds to fund capital projects. These bonds may be issued by ASA in a number of ways, including, but not limited to, those listed below. ASA will evaluate multiple methods for issuing long-term revenue bonds and use the method that is most advantageous to ASA.
 1. ASA may issue the bonds through a public sale under its own name in the capital markets.
 2. ASA may issue the bonds through a private placement under its own name.
 3. ASA may issue the bonds to the Virginia Resources Authority (VRA) under one of VRA's loan programs.
 - v. Revenue Anticipation Notes (RANs) - may be issued to meet ASA's operational cash flow needs.
 - vi. Lines of Credit - may be considered as an alternative to other short-term borrowing options.
 - d. Guidelines on Debt Issuance
 - i. Bond Indenture – ASA will abide by the covenants contained in the Bond Indenture. ASA considers these covenants to be minimum requirements, and generally expects to exceed the requirements of each covenant.
 - ii. Authorization – Prior to the issuance of debt, the Board will pass a resolution authorizing the financing arrangements and setting appropriate limits and parameters for the anticipated financing in accordance with applicable laws.
 - iii. Lowest Cost Financing – ASA intends to pursue the lowest cost of financing within the parameters of these financial policies, the Bond Indenture and ASA's enabling legislation.
 - iv. Method of Issuance – Prior to each debt issuance, ASA will evaluate the available methods of issuance and pursue the method of issuance that is most advantageous to ASA, whether a stand-alone issue by ASA or use of a third party financing approach such as Revolving Fund Loans or pooled borrowing programs available through the Virginia Resources Authority (VRA). Some considerations for evaluating the method of issuance, particularly when determining whether to issue debt through VRA or under ASA's name, include:
 1. Financing Cost. This analysis should evaluate the overall cost of the financing, including borrowing rates, upfront fees (such as the cost of obtaining a credit rating), whether a Debt Service Reserve Fund is required, ongoing costs and any other costs of the financing.
 2. Permitted Uses of Funds. Some project costs are not eligible to be funded through certain financing programs. For example, land purchase costs are not eligible to be funded through the Department of Environmental Quality's Revolving Loan Fund program that ASA has used in the past.

3. Structural Flexibility. When selecting a financing program, ASA will consider the flexibility of debt features available under each program. For example, ASA will consider how flexible repayment features, call provisions, and borrowing terms are under each program.
- v. Project Costs Prior to Debt Issue – If project costs are incurred prior to the issuance of debt, the Board will pass a resolution documenting its intent to be reimbursed from bond proceeds as appropriate.
- vi. Variable Rate Debt (VRD) – VRD carries inherent interest rate risk. Such securities historically have interest rates lower than long-term fixed rate securities and offer the potential for lower debt service costs over the term of the bond issue. ASA will consider using VRD when it: (i) Improves matching of assets and liabilities, (ii) potentially lowers debt service costs, (iii) adds flexibility to ASA’s capital structure, or (iv) diversifies ASA’s investor base.
 1. Debt service on VRD will be budgeted at a conservative rate based on historical fluctuations in interest activity and current market assumptions. Before issuing VRD, ASA will determine how potential spikes in the debt service will be funded and consider the impact of various interest rate scenarios on its financial position and on various debt ratios.
 2. ASA will not issue VRD in excess of 20 percent of its total debt portfolio. This limitation does not apply to other VRD which ASA has endeavored to offset with an operating investment portfolio intended to act as an economic hedge to interest rate fluctuations associated with the VRD. This limitation also excludes any VRD that may be hedged through an appropriate derivative agreement, if such technique is approved by the ASA Board.
- e. Method of Sale
 - i. ASA will select a method of sale (competitive, negotiated, or private placement) it believes is the most appropriate in light of financial, market, transaction-specific and ASA-related conditions.
- f. Term of Debt
 - i. ASA will not issue debt with a term or final maturity longer than the aggregate useful lives of the projects being financed. ASA does not expect to issue debt with a final maturity more than 40 years from the date of issuance. Factors to be considered when determining the final maturity of debt include: the average life of the assets being financed, relative level of interest rates, and the year-to-year differential in interest rates.
- g. Debt Structure
 - i. Interest Rate Structure – ASA may use both variable and fixed rate debt in accordance with limitations set forth in this policy.
 - ii. Maturity Structure – ASA’s long-term debt may include serial and term bonds. Other maturity structures may also be considered when demonstrated to be advantageous to ASA.
 - iii. Coupon Structure – Fixed rate debt may include par, discount, premium and capital appreciation bonds.
 - iv. Redemption Features – In order to preserve flexibility and refinancing opportunities, ASA debt shall generally be issued with call provisions. ASA may consider call provisions that are shorter than traditional and/or non-callable debt when warranted by market conditions and opportunities. For each transaction, various call option scenarios will be evaluated so that the most beneficial can be utilized.
 - v. Credit Enhancement – ASA may use bond insurance and/or line and letters of credit for credit enhancement when it is economically advantageous to do so.
 - vi. Debt Service Reserve Fund – ASA will fund a Debt Service Reserve Fund (DSRF) if required by the Bond Indenture.
 - vii. Capitalized Interest – By definition, capitalization of interest increases the amount of debt that is issued. ASA will capitalize interest for a period not longer than 12 months after the project being financed is expected to be placed in service.
 - viii. Refinancing of Debt – ASA will refinance debt from time to time to achieve debt

service savings as market opportunities arise. Since federal regulations limit a tax-exempt issue to one advance refunding (a refinancing more than 90 days prior to a bond's call date), ASA will ensure that the advance refunding results in a significant present value savings. A proposed refinancing must achieve a minimum cumulative, net present value savings of 3 percent of the amount refinanced. An exception to this minimum refinancing savings policy will be if the refinancing is being done for debt restructuring purposes and the Board determines that it is in the best interests of ASA to complete the refinancing without achieving the refinancing savings policy. In addition, ASA will consider the efficiency of a proposed refinancing transaction. The efficiency evaluation will consider the value realized by ASA when exercising its option to redeem its bonds early calculated under a variety of different interest rate environments, versus the savings garnered. In general, ASA will consider refinancing bonds when the aggregate efficiency is equal to or greater than 70 percent.

- ix. In any refinancing transaction, ASA maintains a bias to not extend maturities.
- h. Escrow Structuring
 - i. ASA will utilize the least costly securities available in structuring refinancing escrows. Unless state and local government securities (SLGS) are used, a certificate will be provided by a third party agent stating that the securities were procured through an arms-length, competitive bid process (in the case of open market securities), and that the price paid for the securities was reasonable within federal guidelines.
 - ii. Under no circumstances will an underwriter, agent or financial advisor or ASA affiliates or affiliated accounts of an underwriter or financial advisor to ASA sell escrow securities to ASA from its own account.
- i. Hiring of Professionals – All members of the financial advisory team including underwriter, financial advisor, bond counsel, and other professionals will be selected in a manner consistent with ASA's procurement policy for professional services.
 - i. Underwriter Selection
 - 1. Senior Manager Selection – ASA will select a senior manager for any proposed negotiated sale. The selection criteria will include but not be limited to the following:
 - a. The firm's ability and experience in managing transactions similar to that contemplated by ASA.
 - b. Prior knowledge and experience with ASA.
 - c. The firm's ability and willingness to risk capital and demonstration of the firm's capital availability and underwriting of unsold balances.
 - d. Quality and experience of personnel assigned to ASA's engagement.
 - e. Financing plan presented.
 - f. Cost including underwriting fees and anticipated pricing.
 - 2. Co-Manager Selection – Co-manager may be selected on the same bases as the senior manager with the exception of underwriting fees, which are determined by the senior manager. In addition to their qualifications, co-managers appointed to specific transactions will be a function of transaction size and the necessity to ensure maximum distribution of ASA's bonds.
 - 3. Underwriter's Counsel – In any negotiated sale of ASA debt in which legal counsel is required to represent the underwriter, the appointment will be made by the Senior Manager with final approval from ASA.
 - 4. Underwriter's Discount – ASA will evaluate the proposed underwriter's discount against comparable issues in the market. If there are multiple underwriters in the transaction, ASA will determine the allocation of underwriting liability and management fees. The allocation of fees will be determined prior to the sale date. A cap on management fees, expenses and underwriter's counsel fee will be established and communicated to all parties by ASA. The senior manager shall submit an itemized list of expenses.
 - 5. Evaluation of Underwriter Performance – ASA will evaluate each bond sale after completion to assess the following: costs of issuance including underwriters' compensation, pricing of the bonds in terms of the overall interest cost and on

- a maturity-by-maturity basis, and the distribution of bonds.
6. Syndicate Policies – For each negotiated transaction, ASA will establish syndicate policies that will describe the priority of orders and designation policies governing the upcoming sale.
ASA shall require the senior manager to:
 - a. Fairly allocate bonds to other managers and selling group.
 - b. Comply with the Municipal Securities Rulemaking Board’s (MSRB) regulations governing the priority of orders and allocations.
 - c. Within 10 working days after the sale date, submit to ASA a detail of orders, allocations and other relevant information pertaining to ASA’s sale.
- ii. Consultants
 1. Financial Advisor – ASA will select a financial advisor to assist in its debt issuance and debt administration processes. Selection of the ASA’s financial advisor will be based on, but not limited to, the following criteria:
 - a. Experience in providing consulting services to entities
 - b. similar to ASA.
 - c. Knowledge and experience in structuring and
 - d. analyzing bond issues.
 - e. Experience and reputation of assigned personnel.
 - f. Fees and expenses.
 2. Bond Counsel – ASA will include a written opinion by legal counsel affirming that ASA is authorized to issue the proposed debt, that ASA has met all legal requirements necessary for issuance, and a determination of the proposed debt’s federal income tax status. The approving opinion and other documents relating to the issuance of debt will be prepared by counsel with extensive experience in public finance and tax issues. The Bond Counsel will be selected by ASA.
 3. Conflicts of Interest – ASA requires that its consultants and advisors provide objective advice and analysis, maintain the confidentiality of ASA financial plans, and be free from any conflict of interest that has not been fully disclosed to, and waived by, ASA. In no case will ASA’s financial advisor be permitted to underwrite any portion of ASA’s bond issues, whether sold competitively or negotiated.
 4. Disclosure by Financing Team Members – All financing team members will be required to provide full and complete disclosure, relative to agreements with other financing team members and outside parties. The extent of disclosure may vary depending on the nature of the transaction. However, in general terms, no agreements will be permitted which could compromise the firm’s ability to provide independent advice which is solely in ASA’s best interests or which could reasonably be perceived as a conflict of interest.
 - j. Communication and Disclosure
 - i. Continuing Disclosure – ASA recognizes that accurate and complete disclosure is imperative. ASA will comply with all state and federal disclosure obligations and will meet its disclosure requirements in a timely and thorough manner.
 - k. Arbitrage Compliance
 - i. ASA will maintain a system of record keeping and reporting in order to comply with the Arbitrage Rebate Compliance Requirements of the Internal Revenue Code of 1986, as amended.
5. Derivatives
- a. Derivatives such as interest rate swaps and options are financial tools that can help ASA meet important financial objectives, however they introduce multiple risks which must be understood and managed. Properly used, these instruments may increase ASA’s financial flexibility, provide opportunities for interest rate savings or enhanced investment yields, and help ASA manage its balance sheet through matching of assets and liabilities.
 - b. ASA will not enter into any financial derivative or swap until the following have occurred:

- i. The Board has adopted a comprehensive derivatives/swaps policy outlining the following related to the use of derivatives/swaps:
 - 1. Approach and Objectives
 - a. Specific objectives for utilizing swaps
 - b. Prohibited swap features
 - 2. Legal Authority
 - 3. Permitted Instruments
 - 4. Procedure for Submission and Execution
 - 5. Swap Analysis and Participant Requirements
 - a. Swap risks
 - b. Counterparty risk assessment
 - c. Benefit expectation
 - 6. Legal and Contractual Requirements
 - a. Legal terms of swaps
 - b. Notional amount
 - c. Final maturity
 - d. Termination provisions
 - e. Collateral
 - 7. Ongoing Management
 - 8. Ongoing Reporting Requirements
 - 9. Acceptable Collateral
- ii. The Board has approved the execution of the specific financial derivative or swap transaction.

Definitions

Bond Anticipation Note (BANs): Notes which are paid from the proceeds of the issuance of long-term bonds. Typically issued for capital projects.

Call Provisions: The terms of the bond giving the issuer the right to redeem all or a portion of a bond prior to its stated date of maturity at a specific price, usually at or above par.

Capital Improvement Program (CIP): Plan for major non-recurring facility, infrastructure, or acquisition expenditures that expand or improve the system and/or community assets. Projects included in the CIP include physical descriptions, implementation schedules, year of expenditure cost and funding source estimates, and an indication of priorities and community benefits.

Capitalized Interest: A portion of the proceeds of a bond issue which is set aside to pay interest on the same bond issue for a specific period of time. Interest is commonly capitalized for the construction period of the project.

Commercial Paper: Short-term, unsecured promissory notes issued by corporations to finance receivables for a maturity specified by the purchaser that ranges from three days to 270 days. Notes are generally sold at a discount, and carry credit ratings issued by an NRSRO.

Competitive Sale: A sale/auction of securities by an issuer in which underwriters or syndicates of underwriters submit sealed bids to purchase the securities. Contrast to a negotiated sale.

Continuing Disclosure: The principle that accurate and complete information material to the transaction which potential investors would be likely to consider material in making investment decisions with respect to the securities be made available on an ongoing basis.

Credit Enhancement: Credit support purchased by the issuer to raise the credit rating of a debt issue. The most common credit enhancements consist of bond insurance, direct or standby letters of credit, and lines of credit.

Debt Service Reserve Fund: The fund in which moneys are placed which may be used to pay debt service if pledged revenues are insufficient to satisfy the debt service requirements.

Derivatives: A financial product whose value is derived from some underlying asset value.

Designation Policies: Outline how an investor's order is filled when a maturity is oversubscribed when there is an underwriting syndicate. The senior managing underwriter and issuer decide how the bonds will be allocated among the syndicate. There are three primary classifications of orders which form the designation policy: Group Net Orders; Net Designated orders and Member orders.

Escrow: A fund established to hold moneys pledged and to be used to pay debt service on an outstanding issue.

Expenses: Compensates senior managers for out-of-pocket expenses including: underwriters counsel; DTC charges, travel, syndicate expenses, dealer fees, overtime expenses, communication expenses, computer time and postage.

Letters of Credit: A bank credit facility wherein the bank agrees to lend a specified amount of funds for a limited term.

LIBOR: The London InterBank Offered Rate is the rate on U.S. dollar denominated deposits with maturities from 1 day to 12 months transacted between banks in London. LIBOR is the benchmark swap floating index in the taxable or corporate swap market.

Liquidity: The ability of ease with which an asset can be converted into cash without a substantial loss of value.

Management Fee: The fixed percentage of the gross spread which is paid to the managing underwriter for the structuring phase of a transaction.

Maturity: The date upon which the principal or stated value of an investment becomes due and payable.

Members: Underwriters in a syndicate other than the senior underwriter. Nationally Recognized Statistical Rating Organization (NRSRO): A credit rating agency which issues credit ratings that the U.S. Securities and Exchange Commission (the "SEC") permits other financial firms to use for certain regulatory purposes. Examples include Moody's Investor Service, Standard & Poor's and Fitch Ratings.

Negotiated Sale: A method of sale in which the issuer chooses an underwriter to negotiate terms pursuant to which such underwriter will purchase and market the bonds.

Original Issue Discount: The amount by which the original par amount of an issue exceeds its public offering price at the time it is originally offered to an investor.

Portfolio: Collection of securities held by an investor.

Present Value: The current value of a future cash flow.

Private Placement: The original placement of an issue with one or more investors versus being publicly offered or sold.

Revenue Bonds: Bonds secured by a specific revenue pledge of rates, rents or fees. Securities and Exchange Commission ("SEC"): Agency created by Congress to protect investors in securities transactions by administering securities legislation.

Selling Groups: The group of securities dealers who participate in an offering not as underwriters but rather who receive securities less the selling concession from the managing underwriter for distribution at the public offering price.

SIFMA: The Securities Industry and Financial Markets Association is a high grade market index of 7-day variable rate demand notes that is produced by Municipal Market Data. SIFMA is the benchmark swap floating index in the tax-exempt swap market.

Syndicate Policies: The contractual obligations placed on the underwriting group relating to distribution, price limitations and market transactions.

Underwriter: A dealer that purchases new issues of municipal securities from the Issuer and resells them to investors.

Underwriter's Discount: The difference between the price at which bonds are bought by the Underwriter from the Issuer and the price at which they are offered to investors, representing the compensation earned by the Underwriter for placing the bonds with investors.

THIS PAGE LEFT INTENTIONALLY BLANK.